

SPOTLIGHT

FUND MANAGER REPORT DECEMBER 2021

SET YOUR FINANCIAL GOALS AND INVEST IN OUR ADMINISTRATIVE PLANS



Plans range from Low to High Risk of Principal Erosion

For more details call **021-111-688-825 (MUTUAL)**
or visit **www.atlasfunds.com.pk**



021-111-688-825



cs@atlasfunds.com.pk



www.atlasfunds.com.pk

Disclaimer: All investments in mutual and pension funds are subject to market risks. Past performance is not necessarily indicative of the future results. Please read the Offering Document to understand the investment policies and the risks involved. Withdrawals from a pension fund before retirement are subject to tax under provisions of the Income Tax Ordinance, 2001.

Use of the Name and Logo of "Atlas Group" as given above does not mean that it is responsible for the liabilities / obligations of Atlas Asset Management or any investment scheme managed by it.



ATLAS ASSET MANAGEMENT LIMITED

Atlas Asset Management Limited (AAML), an Atlas Group Company, was incorporated on 20th August, 2002 as an unlisted public limited company. AAML as a Non-Banking Finance Company (NBFC) is licensed & regulated by Securities & Exchange Commission of Pakistan to perform Asset Management, Investment Advisory Services, Private Equity and Venture Capital Fund Management Services and REIT Management Services, as per the NBFC (Establishment and Regulations) Rules, 2003 & NBFC and Notified Entities Regulations, 2008, Private Funds Regulation, 2015, and the Real Estate Investment Trust Regulations, 2015, as a Pension Fund Manager to manage voluntary pension funds (under Voluntary Pension System Rules, 2005). AAML is a wholly owned subsidiary of Shirazi Investments (Pvt.) Limited. AAML manages assets on behalf of retirement funds, welfare organizations, insurance companies, multinationals, NBFCs and individuals.

AAML strives to be a market leader in providing quality fund management services with customer satisfaction as its aim, and is consistently committed to offering its investors the best possible returns on a diverse range of products, meeting not only the customers current requirements but also exceeding their future expectations. Moreover, with its strong emphasis on systems and controls, quality human resource and backing of Atlas Group, AAML enjoys a distinct advantage.

Rating: The Pakistan Credit Rating Agency has assigned an asset manager rating of “AM2+” as of 24th December, 2021 to the Company. The rating reflects that the Company meets high investment management industry standards and benchmarks with noted strengths in several of the rating factors.

VISION

To be a market leader in providing quality fund management services with customer satisfaction as our premier goal.

MISSION

We are committed to offering our investors the best possible risk adjusted returns on a diverse range of products, providing a stimulating and challenging environment for our employees, and committing to the highest ethical and fiduciary standards. We firmly believe that by placing the best interests of our clients first, we will also serve the best interest of our employees, our shareholders and the communities in which we operate.

Table of Contents

MARKET REVIEW

01

ATLAS MONEY MARKET FUND

02

ATLAS LIQUID FUND

03

ATLAS SOVEREIGN FUND

04

ATLAS INCOME FUND

05

ATLAS STOCK MARKET FUND

06

ATLAS ISLAMIC INCOME FUND

07

ATLAS ISLAMIC MONEY MARKET FUND

08

ATLAS ISLAMIC STOCK FUND

09

ATLAS ISLAMIC DEDICATED STOCK FUND

10

ATLAS ISLAMIC FUND OF FUNDS

11

ATLAS PENSION FUND

12

ATLAS PENSION ISLAMIC FUND

14

Market Review

December 2021

On The Stock Market Front

The benchmark KSE-100 index decreased by 1.06% (-476.31 points) to close at 44,596.07 points in Dec'21. Daily average trading volumes decreased by 25.36% MoM to 236 Mn shares in Dec'21 from 316 Mn shares in Nov'21. Companies, Individuals, Foreign Investors and Insurance Companies were net buyers of USD 17mn, USD 7mn, USD 5mn and USD 5mn, respectively. Banks, Broker Proprietary Trading and Mutual Funds were net sellers of USD 4mn, USD 5mn and USD 25mn, respectively.

Sectors that outperformed KSE-100 index were Technology & Communication, Oil & Gas Exploration, Power Generation & Distribution and Fertilizer yielding 3.1%, 1.5%, -0.4% and -0.8%, respectively. Automobile Assembler, Cement, Commercial Banks, Engineering and Chemical sectors underperformed benchmark index yielding -1.0%, -1.5%, -2.2%, -2.8% and -4.5% returns, respectively.

Oil & Gas Exploration sector outperformed benchmark index on the back of bullish international oil price outlook. Power Generation & Distribution sector outperformed KSE100 index on the back of high dividend expectations post settlement of receivables by government to IPPs. Fertilizer sector outperformed benchmark index due to attractive double digit dividend yields, positive outlook on demand for Urea and high DAP margins.

Automobile Assembler sector underperformed KSE100 index due to taxation measures taken by government in its upcoming mini-budget and contractionary auto-financing regulations leading to weak demand outlook. Cement and Engineering sector underperformed KSE100 index due to policy rate hike that will increase finance costs and weak demand outlook on the back of expected slowdown in public and private sector construction activity. Currently, the market is trading at a P.E multiple of 6.0x and has a dividend yield of over 6.0%.

On The Money Market Front

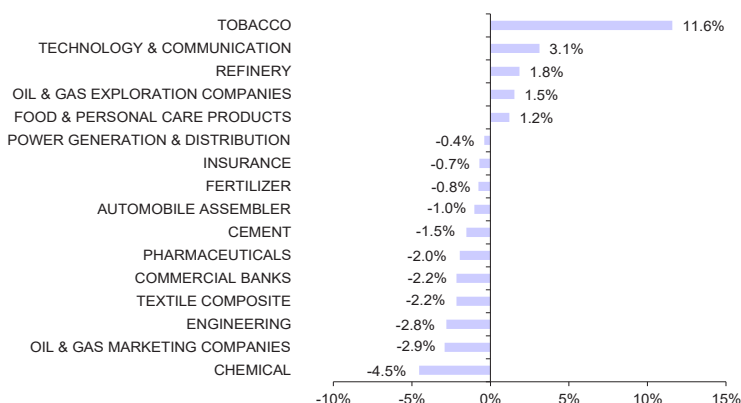
The State Bank of Pakistan in its latest monetary policy increased discount rate by 100 bps to 10.75% (SBP Policy Rate at 9.75%) announced on December 14, 2021, with an aim to achieve mildly positive real interest rates, combating inflationary pressures and external account imbalances while sustaining economic growth within the forecasted range of 4-5%. SBP revised its inflation forecast for FY22 at 9-11% given broad based uptick in prices and cited minimal monetary policy intervention in near term.

The CPI inflation increased by 12.3% YoY for the month of Dec'21 on new base of 2015-16. While on a monthly basis, CPI declined by 0.02% MoM. The increase in CPI was mainly attributable to rise in prices of Housing, Water, Electricity, Gas, Fuel, Health, Transport, Clothing, Footwear, Furnishing and Household equipment related items.

Additionally, M2 experienced an increase of 1.80% during July 01, 2021 to December 24, 2021 as compared to an increase of 3.62% during the previous corresponding period. The latest report shows that government borrowed 64 billion from SBP, as compared to maturities of Rs. 536 billion in corresponding period last year, whereas, government matured Rs. 11 billion from scheduled banks as compared to borrowings of Rs. 954 billion in corresponding period last year.

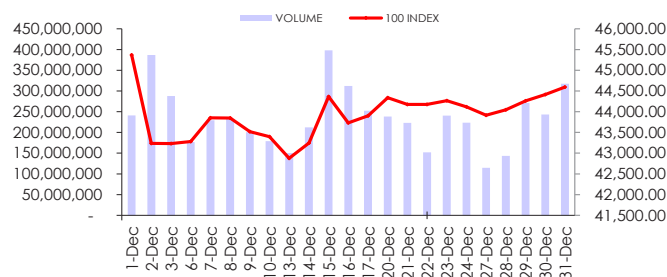
The Central Bank raised an amount of Rs. 1,832 billion under the two T-bill auction conducted during the month. The weighted average yields under the latest auction stood at 10.66% for 3 months T-bills, 11.38% for 6 months T-bills & 11.44% for 12 months T-bills. During November'21, the 6 months KIBOR (offer) increased by 116 bps to 11.46% compared to previous month and averaged at 11.31%.

Sector Performance - Dec 2021



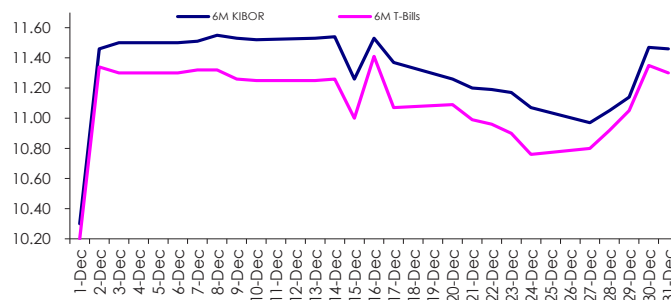
Source: Pakistan Stock Exchange

KSE 100 Index & Shares Turnover



Source: Pakistan Stock Exchange

6 Months KIBOR vs 6 Months T-Bills



Source: State Bank of Pakistan

Atlas Money Market Fund (AMF)

December 2021

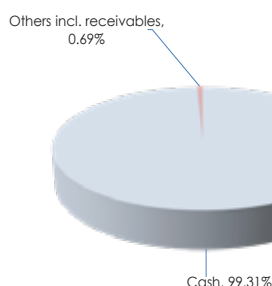
Investment Objective

To provide stable income stream with preservation of capital by investing in AA and above rated banks and short term Government Securities.

Asset Mix*	Dec-21	Nov-21
Cash	99.31%	60.67%
Others incl. receivables	0.69%	1.08%
T-Bills	0.00%	38.25%

* % of Gross Asset

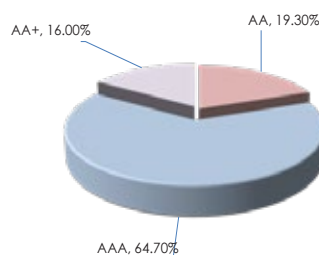
Asset Allocation (% of Total Assets)



Leverage & Maturity Profile AMF

Leverage:	Nil
Weighted average time to maturity of the Net assets (Days)	1.00

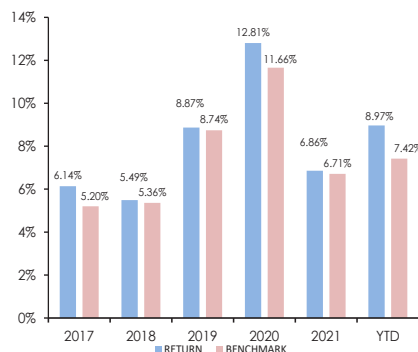
Credit Quality of the Portfolio (% of Total Assets)



Fund Facts

Fund Type	Open-ended
Category	Money Market Scheme
Launch Date	21-Jan-10
Net Assets (mn)	PKR 23,254 (at month end)
NAV	PKR 507.48 (at month end)
Benchmark(BM)	70/30 composition of: 70% three months PKRV rates; and 30% three (3) months average deposit rate of three (3) AA rated Scheduled Banks as selected by MUFAP.
Dealing Days	Monday to Friday
Cut Off timings	Mon - Fri : 9:00 am to 04:00 pm
Pricing mechanism	Forward Pricing
Management Fee	Actual rate of management fee charged is 0.16% of Average Annual Net Assets
Marketing & Selling Expense	Nil
Front End Load	Nil
Total Expense Ratio	0.22% - annualized (Incl Govt Levy)
Govt Levy	0.04% rep Gov levy & SECP Fee
Trustee	Central Depository Company Ltd.
Registrar	ITMinds Limited
Auditor	EY Ford Rhodes
Asset Manager Rating	AM2+ (PACRA) (As on 24-Dec-2021)
Risk Profile of the Fund	Very Low
Fund Stability Rating	AA+(f) (PACRA) (As on 15-Oct-21)

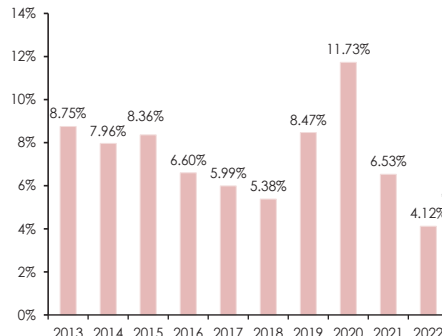
Yearly Performance*



*Annualized Return

*Fund returns are computed on NAV to NAV with the dividend reinvested, if any.

Payout History (% on Opening NAV)



** Interim Dividend

Federal Excise Duty (FED)

The Finance Act, 2013 imposed Federal Excise Duty (FED) on financial services to include Asset Management Companies (AMC's) with effect from 13th June, 2013. On September 04, 2013 a constitutional petition has been filed in Sindh High Court (SHC) jointly by various AMC's, challenging the levy of FED. In a separate petition the Honorable Sindh High Court declared that the FED was unconstitutional and cannot be charged where provinces are collecting sales tax. The Federation has filed an appeal in the Honorable Supreme Court of Pakistan Further, via Finance Act 2016, the FED has been withdrawn from July 1, 2016. In the meantime, as a matter of abundant caution, the Scheme has held provision for FED liability which amounted to Rs.20,428,502 up till June 30, 2016. (Rs.0.45 per unit as on December 31, 2021)

Trailing Performance

	30 Days (1 Month)	90 Days	180 Days	365 Days (1 Year)	YTD	3 Years ***	5 Years ***	Since Inception	CAGR **
Returns*	10.54%	8.64%	8.97%	8.16%	8.97%	31.28%	46.99%	171.21%	8.71%
Benchmark	9.16%	8.08%	7.42%	7.08%	7.42%	29.56%	43.60%	154.56%	7.85%

*Annualized Return ** CAGR Since Inception *** 3Y and 5Y returns are till FY21

*Annualized return: (Absolute return) *(365/No. of days)

Monthly Performance History

Year	Jul	Aug	Sep	Oct	Nov	Dec	Jan	Feb	Mar	Apr	May	Jun	YTD
2021-2022	7.25%	12.13%	7.67%	7.56%	7.59%	10.54%							8.97%
2020-2021	5.97%	5.88%	6.51%	6.66%	6.38%	6.91%	6.75%	6.61%	6.97%	7.10%	6.77%	7.34%	6.86%

Investment Committee

M. Abdul Samad
Chief Executive Officer

Ali H. Shirazi
Director

Khalid Mahmood
Chief Investment Officer

Muhammad Umar Khan
Head of Portfolio Management

Fawad Javaid
Head of Fixed Income

Faran Ul Haq
Head of Equities

Dispute Resolution/ Complaints Handling: Investors may lodge their complaints to our Investor Services Department through any of the following options where our dedicated staff is available to provide assistance: Ph: (021)111-688-825 Ext: 233, Email: cs@atlasfunds.com.pk or submit through our Website <https://www.atlasfunds.com.pk/investor-help-desk/>. In case your complaint has not been properly redressed by us, you may lodge your complaint with SECP at the link <https://sdms.secp.gov.pk/>. However, please note that SECP will entertain only those complaints which were at first directly requested to be redressed by the Company and the Company has failed to redress the same. Further, the complaints that are not relevant to SECP's regulatory domain/competence shall not be entertained by the SECP.

Atlas Liquid Fund (ALF)

December 2021

Investment Objective

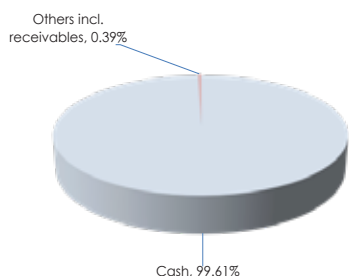
To provide competitive return to its investors by investing in low risk, highly liquid and short duration portfolio consist of money market instruments.

Asset Mix*	Dec-21	Nov-21
Cash	99.61%	99.79%
Others incl. receivables	0.39%	0.21%

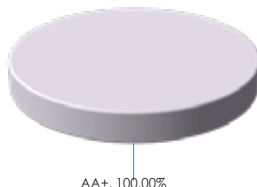
* % of Gross Asset

Leverage & Maturity Profile	ALF
Leverage:	Nil
Weighted average time to maturity of the Net assets (Days)	1.00

Asset Allocation (% of Total Assets)



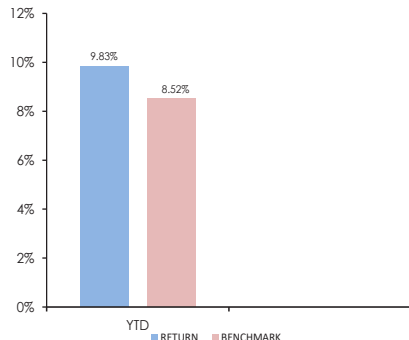
Credit Quality of the Portfolio (% of Total Assets)



Fund Facts

Fund Type	Open-ended
Category	Money Market Scheme
Launch Date	23-Nov-21
Net Assets (mn)	PKR 2,024 (at month end)
NAV	PKR 500.00 (at month end)
Benchmark(BM)	70/30 composition of: 70% three months PKRV rates + 30% three (3) months average deposit rates of three (3) AA rated Scheduled Banks as Selected by MUFAP.
Dealing Days	Monday to Friday
Cut Off timings	Mon - Fri : 9:00 am to 04:00 pm
Pricing mechanism	Backward Pricing
Management Fee	Actual rate of management fee charged is 0.16% of Average Annual Net Assets
Marketing & Selling Expense	Nil
Front End Load	Nil
Total Expense Ratio	0.21% - annualized (Incl Govt Levy)
Govt Levy	0.02% rep Gov levy & SECP Fee
Trustee	Central Depository Company Ltd.
Registrar	ITMinds Limited
Auditor	EY Ford Rhodes
Asset Manager Rating	AM2+ (PACRA) (As on 24-Dec-2021)
Risk Profile of the Fund	Low
Fund Stability Rating	AA (f) (PACRA) (As on 29-Dec-21)

Yearly Performance*



*Annualized Return

*Fund returns are computed on NAV to NAV with the dividend reinvested, if any.

Trailing Performance

	30 Days (1 Month)	90 Days	180 Days	365 Days (1 Year)	YTD	3 Years ***	5 Years ***	Since Inception	CAGR **
Returns*	9.74%	N/A	N/A	N/A	9.83%	N/A	N/A	N/A	N/A
Benchmark	9.16%	N/A	N/A	N/A	8.52%	N/A	N/A	N/A	N/A

*Annualized Return ** CAGR Since Inception *** 3Y and 5Y returns are till FY21

*Annualized return: (Absolute return) * (365/No. of days)

Monthly Performance History

Year	Jul	Aug	Sep	Oct	Nov	Dec	Jan	Feb	Mar	Apr	May	Jun	YTD
2021-2022					10.13%	9.74%							9.83%
2020-2021													

Investment Committee

M. Abdul Samad
Chief Executive Officer

Ali H. Shirazi
Director

Khalid Mahmood
Chief Investment Officer

Muhammad Umar Khan
Head of Portfolio Management

Fawad Javaid
Head of Fixed Income

Faran Ul Haq
Head of Equities

Dispute Resolution/ Complaints Handling: Investors may lodge their complaints to our Investor Services Department through any of the following options where our dedicated staff is available to provide assistance: Ph: (021)111-688-825 Ext: 233, Email: cs@atlasfunds.com.pk or submit through our Website <https://www.atlasfunds.com.pk/investor-help-desk/>. In case your complaint has not been properly redressed by us, you may lodge your complaint with SECP at the link <https://sdms.secp.gov.pk/>. However, please note that SECP will entertain only those complaints which were at first directly requested to be redressed by the Company and the Company has failed to redress the same. Further, the complaints that are not relevant to SECP's regulatory domain/competence shall not be entertained by the SECP.

DISCLAIMER: This publication is for informational purposes only and nothing herein should be construed as a solicitation, recommendation or an offer to buy or sell any fund. All investments in mutual fund are subject to market risks. Past performance is not necessarily indicative of the future results. Please read the Offering Document to understand the investment policies and the risks involved. Use of the Name and Logo of "Atlas Group" as given above does not mean that it is responsible for the liabilities / obligations of Atlas Asset Management Limited or any investment scheme managed by it.

Atlas Sovereign Fund (ASF)

December 2021

Investment Objective

To provide unit-holders competitive returns with medium risk and high liquidity by investing in Government Securities and Debt Instruments.

Asset Mix*	Dec-21	Nov-21
PIB	57.96%	58.39%
Cash	35.61%	24.63%
Commercial Paper	2.93%	2.83%
Sukus	1.98%	2.00%
Others incl. receivables	1.52%	1.90%
T-Bills	0.00%	10.25%

* % of Gross Asset

Leverage & Maturity Profile

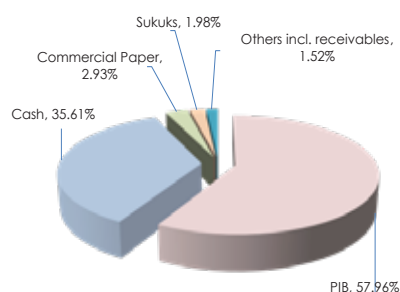
Leverage:	Nil
Weighted average time to maturity of the Net assets (Days)	551.09

Fund Facts

Fund Type	Open-ended
Category	Income Scheme
Launch Date	1-Dec-14
Net Assets (mn)	PKR 2,012 (at month end)
NAV	PKR 103.93 (at month end)
Benchmark(BM)	Average 6 Months PKRV rates
Dealing Days	Monday to Friday
Cut Off timings	Mon - Fri : 9:00 am to 04:00 pm
Pricing mechanism	Forward Pricing
Management Fee	Actual rate of management fee charged is 0.60% of Average Annual Net Assets
Marketing & Selling Expense	Nil
Front End Load	Nil
Total Expense Ratio	0.79% - annualized (Incl Govt Levy)
Govt Levy	0.08% rep Gov Levy & SECP Fee
Trustee	Central Depository Company Ltd.
Registrar	ITMinds Limited
Auditor	A. F. Ferguson & Co.
Asset Manager Rating	AM2+ (PACRA) (As on 24-Dec-2021)
Risk Profile of the Fund:	Medium
Fund Stability Rating	AA-(f) (PACRA) (As on 15-Oct-21)

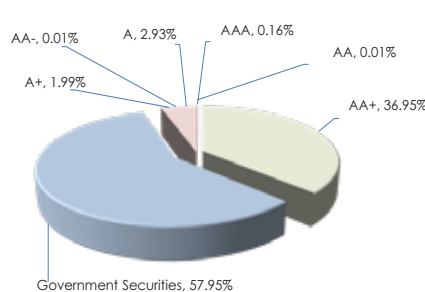
Asset Allocation

(% of Total Assets)

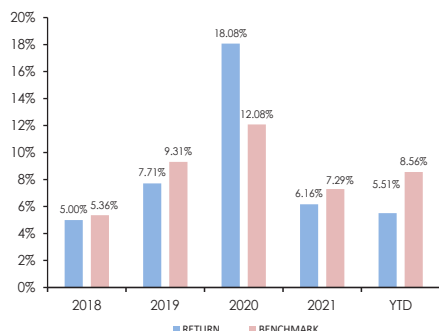


Credit Quality of the Portfolio

(% of Total Assets)

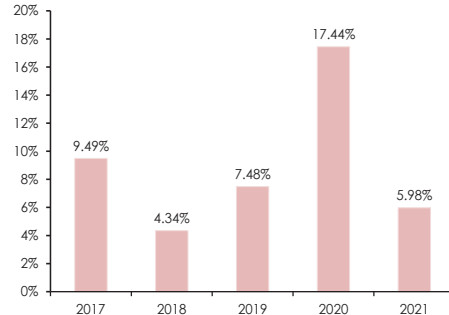


Yearly Performance*



Payout History

(% on Opening NAV)



Federal Excise Duty (FED)

The Finance Act, 2013 imposed Federal Excise Duty (FED) on financial services to include Asset Management Companies (AMC's) with effect from 13th June, 2013. On September 04, 2013 a constitutional petition has been filed in Sindh High Court (SHC) jointly by various AMC's, challenging the levy of FED. In a separate petition the Honorable Sindh High Court declared that the FED was unconstitutional and cannot be charged where provinces are collecting sales tax. The Federation has filed an appeal in the Honorable Supreme Court of Pakistan Further, via Finance Act 2016, the FED has been withdrawn from July 1, 2016. In the meantime, as a matter of abundant caution, the Scheme has held provision for FED liability which amounted to Rs.905,341 up till June 30, 2016. (Rs.0.05 per unit as on December 31, 2021)

*Annualized Return

*Funds returns computed on NAV to NAV with the dividend reinvestment, if any.

Trailing Performance

	30 Days (1 Month)	90 Days	180 Days	365 Days (1 Year)	YTD	3 Years ***	5 Years ***	Since Inception	CAGR **
Returns*	7.85%	2.98%	5.51%	6.00%	5.51%	35.07%	55.12%	76.79%	8.37%
Benchmark	11.10%	9.59%	8.56%	8.03%	8.56%	31.44%	45.76%	70.66%	7.57%

*Annualized Return ** CAGR Since Inception ***3Y and 5Y returns are till FY21

*Annualized return: (Absolute return) * (365/No. of days)

Monthly Performance History

Year	Jul	Aug	Sep	Oct	Nov	Dec	Jan	Feb	Mar	Apr	May	Jun	YTD
2021-2022	8.82%	15.57%	-1.09%	5.12%	-4.00%	7.85%							5.51%
2020-2021	4.68%	3.96%	4.30%	8.94%	6.15%	6.46%	2.21%	3.21%	7.13%	12.26%	6.16%	6.39%	6.16%

Investment Committee

M. Abdul Samad
Chief Executive Officer

Ali H. Shirazi
Director

Khalid Mahmood
Chief Investment Officer

Muhammad Umar Khan
Head of Portfolio Management

Fawad Javaid
Head of Fixed Income

Faran Ul Haq
Head of Equities

Dispute Resolution/ Complaints Handling: Investors may lodge their complaints to our Investor Services Department through any of the following options where our dedicated staff is available to provide assistance: Ph: (021)111-688-825 Ext: 233, Email: cs@atlasfunds.com.pk or submit through our Website <https://www.atlasfunds.com.pk/investor-help-desk/>. In case your complaint has not been properly redressed by us, you may lodge your complaint with SECP at the link <https://sdms.secp.gov.pk/>. However, please note that SECP will entertain only those complaints which were at first directly requested to be redressed by the Company and the Company has failed to redress the same. Further, the complaints that are not relevant to SECP's regulatory domain/competence shall not be entertained by the SECP.

DISCLAIMER: This publication is for informational purposes only and nothing herein should be construed as a solicitation, recommendation or an offer to buy or sell any fund. All investments in mutual fund are subject to market risks. Past performance is not necessarily indicative of the future results. Please read the Offering Document to understand the investment policies and the risks involved. Use of the Name and Logo of "Atlas Group" as given above does not mean that it is responsible for the liabilities / obligations of Atlas Asset Management Limited or any investment scheme managed by it.

December 2021

Investment Objective

To earn a competitive return while preserving capital by investing in good quality corporate debt instruments, bank deposits and government securities.

Asset Mix*	Dec-21	Nov-21
PIB	43.98%	34.56%
Cash	31.26%	18.79%
TFCs/Sukus	11.38%	10.10%
Commercial Paper	9.88%	7.74%
Others incl. receivables	3.50%	2.47%
T-Bills	0.00%	25.63%
MTS	0.00%	0.71%

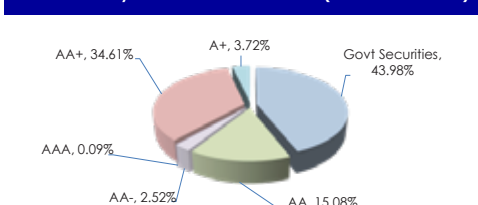
* % of Gross Asset

TFC/Sukuk Holding	(% of Total Assets)	
Askari Bank - 7	3.81%	3.24%
OBSAGPSC	2.77%	2.17%
Samba Bank	2.47%	1.93%
Bank of Punjab	1.38%	1.08%
Soneri Bank	0.95%	0.75%

Leverage & Maturity Profile

Leverage:	Nil
Weighted average time to maturity of the Net assets (Days)	543.13

Credit Quality of the Portfolio



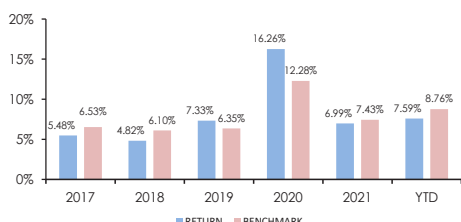
Non-Compliant Investment

The Income scheme holds certain non-compliant investments. Before making any investment decision, investors should review this document and latest Financial Statements.

Issuers	Investment					Suspended Mark up (fully provided)
	Type (Secured)	Value before provision	Provision Held	Value after provision	% of Net/Gross Assets	
Agritech Limited	Sukuk	15,225,000	(15,225,000)	-	-	23,316,931
Agritech Limited	PPTFC	29,976,000	(29,976,000)	-	-	44,518,337
Agritech Limited	TFC - IV	7,494,000	(7,494,000)	-	-	11,400,879
Agritech Limited	TFC II	11,015,000	(11,015,000)	-	-	-
Azgard Nine Limited *	TFC	1,939,735	(1,939,735)	-	-	65,632
Azgard Nine Limited	TFC-VI	6,040,000	(6,040,000)	-	-	204,366
Azgard Nine Limited	TFC-VII	13,850,000	(13,850,000)	-	-	-
Telecard Limited	TFC	4,668,990	(4,668,990)	-	-	2,238,712
		90,208,725	(90,208,725)	-	-	81,744,857

*Outstanding payment against sale of Muzaffargarh Unit with in 2 years & from internal sources of ANL

Yearly Performance*



*Annualized Return

*Funds returns computed on NAV to NAV with the dividend reinvestment, if any.

Trailing Performance

	30 Days (1 Month)	90 Days	180 Days	365 Days (1 Year)	YTD	3 Years ***	5 Years ***	Since Inception	CAGR **
Returns*	3.34%	4.41%	7.59%	7.11%	7.59%	33.56%	47.68%	343.51%	8.73%
Benchmark	11.31%	9.77%	8.77%	8.21%	8.76%	32.95%	50.02%	398.91%	9.66%

*Annualized Return ** CAGR Since Inception *** 3Y and 5Y returns are till FY21

*Annualized return: (Absolute return) *(365/No. of days)

Monthly Performance History

Year	Jul	Aug	Sep	Oct	Nov	Dec	Jan	Feb	Mar	Apr	May	Jun	YTD
2021-2022	8.55%	18.52%	4.27%	7.65%	2.31%	3.34%							7.59%
2020-2021	2.75%	9.00%	15.09%	6.42%	6.22%	4.30%	4.17%	4.00%	7.84%	9.41%	5.28%	6.93%	6.99%

Investment Committee

M. Abdul Samad Chief Executive Officer	Ali H. Shirazi Director	Khalid Mahmood Chief Investment Officer	Muhammad Umar Khan Head of Portfolio Management	Fawad Javaid Head of Fixed Income	Faran Ul Haq Head of Equities
--	-----------------------------------	---	---	---	---

Dispute Resolution/ Complaints Handling: Investors may lodge their complaints to our Investor Services Department through any of the following options where our dedicated staff is available to provide assistance: Ph: (021)111-688-825 Ext: 233, Email: cs@atlasfunds.com.pk or submit through our Website <https://www.atlasfunds.com.pk/investor-help-desk/>. In case your complaint has not been properly redressed by us, you may lodge your complaint with SECP at the link <https://sdms.secp.gov.pk/>. However, please note that SECP will entertain only those complaints which were at first directly requested to be redressed by the Company and the Company has failed to redress the same. Further, the complaints that are not relevant to SECP's regulatory domain/competence shall not be entertained by the SECP.

Fund Facts

Fund Type	Open-ended
Category	Income Scheme
Launch Date	22-Mar-04
Net Assets (mn)	PKR 3,925 (at month end)
NAV	PKR 542.56 (at month end)
Benchmark(BM)	Average 6 Months KIBOR (Ask)
Dealing Days	Monday to Friday
Cut Off timings	Mon - Fri : 9:00 am to 04:00 pm
Pricing mechanism	Forward Pricing
Management Fee	Actual rate of management fee charged is 0.65 % of Average Annual Net Assets
Marketing & Selling Expense	Nil
Front End Load	Nil
Total Expense Ratio	1% - annualized (Incl Govt Levy)
Govt Levy	0.1% rep Gov levy & SECP Fee
Trustee	Central Depository Company Ltd
Registrar	ITMinds Limited
Auditor	EY Ford Rhodes
Asset Manager Rating	AM2+(PACRA) (As on 24-Dec-2021)
Risk Profile of the Fund	Medium
Fund Stability Rating	AA-(f) (PACRA) (As on 15-Oct-21)

Federal Excise Duty (FED)

The Finance Act, 2013 imposed Federal Excise Duty (FED) on financial services to include Asset Management Companies (AMC's) with effect from 13th June, 2013. On September 04, 2013 a constitutional petition has been filed in Sindh High Court (SHC) jointly by various AMC's, challenging the levy of FED. In a separate petition the Honorable Sindh High Court declared that the FED was unconstitutional and cannot be charged where provinces are collecting sales tax. The Federation has filed an appeal in the Honorable Supreme Court of Pakistan Further, via Finance Act 2016, the FED has been withdrawn from July 1, 2016. In the meantime, as a matter of abundant caution, the Scheme has held provision for FED liability which amounted to Rs.23,582,971 up till June 30, 2016. (Rs.3.26 per unit as on December 31, 2021)

Investment Plans

These are allocations between AIF and ASMF aiming at a customized investment approach to the investors to meet their personal goals and preferences.

Atlas Bachat Plan	AIF	ASMF
Weight	85%	15%
Weighted Av. Return (2021-22)		5.98%
Weighted Av. Return (2020-21)		12.22%
Weighted Av. Return (2019-20)		14.52%
Weighted Av. Return (2018-19)		3.41%
Atlas Bachat Balanced Plan	AIF	ASMF
Weight	50%	50%
Weighted Av. Return (2021-22)		2.23%
Weighted Av. Return (2020-21)		24.43%
Weighted Av. Return (2019-20)		10.44%
Weighted Av. Return (2018-19)		-5.75%
Atlas Bachat Growth Plan	AIF	ASMF
Weight	15%	85%
Weighted Av. Return (2021-22)		-1.52%
Weighted Av. Return (2020-21)		36.64%
Weighted Av. Return (2019-20)		6.37%
Weighted Av. Return (2018-19)		-14.91%

Atlas Stock Market Fund (ASMF)

December 2021

Investment Objective

To provide long term capital growth from an actively managed portfolio invested in listed companies in Pakistan.

Asset Mix*	Dec-21	Nov-21
Equities	97.87%	98.60%
Others incl. receivables	1.30%	0.70%
Cash	0.83%	0.70%

* % of Gross Asset

Leverage Profile	ASMF
Leverage:	Nil

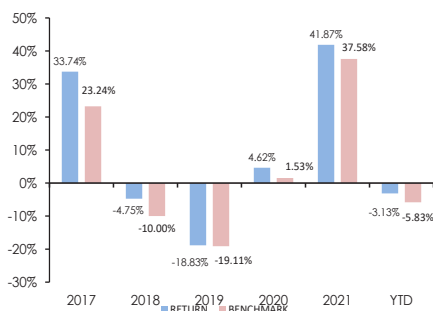
Fund Facts

Fund Type	Open-ended
Category	Equity Scheme
Launch Date	23-Nov-04
Net Assets (mn)	PKR 9,996 (at month end)
NAV	PKR 666.54 (at month end)
Benchmark	KSE-100 Index
Dealing Days	Monday to Friday
Cut Off timings	Mon - Fri : 9:00 am to 04:00 pm
Pricing mechanism	Forward Pricing
Management Fee	Actual rate of management fee charged is 2.50% of Average Annual Net Assets
Marketing & Selling Expense	Nil
Front End Load	Nil
Total Expense Ratio	3.5% - annualized (Incl Govt Levy)
Govt Levy	0.38% rep Gov Levy & SECP Fee
Trustee	Central Depository Company Ltd.
Registrar	ITMinds Limited
Auditor	EY Ford Rhodes
Asset Manager Rating	AM2+ (PACRA) (As on 24-Dec-2021)
Risk Profile of the Fund	High

Sector Allocation	(% of Total Assets)	
Sector	Dec-21	Nov-21
Commercial Banks	27.45	28.27
Cement	12.97	12.57
Oil & Gas Exploration	11.74	11.53
Fertilizer	10.15	10.10
Power Generation & Distribution	6.95	7.23
Others	28.60	28.91

Top 10 Holding	(% of Total Assets)	
Scrip	%	Sectors
Habib Bank Limited	7.87	Commercial Banks
United Bank Limited	7.83	Commercial Banks
Lucky Cement Limited	5.72	Cement
Hub Power Co. Ltd	4.40	Power Gen & Dist
Mari Petroleum Co. Ltd	4.36	Oil & Gas Exp
Oil & Gas Dev Co. Ltd	4.30	Oil & Gas Exp
Engro Corporation Ltd	4.26	Fertilizer
Bank Al Habib Limited	3.74	Commercial Banks
Bank Alfalah Limited	3.12	Commercial Banks
Fauji Fertilizer Co. Ltd	2.90	Fertilizer

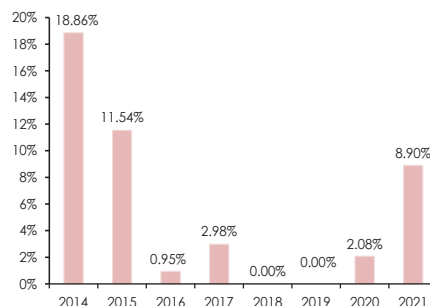
Yearly Performance*



*Funds returns computed on NAV to NAV with the dividend reinvestment, if any.

Payout History

(% on Opening NAV)



Federal Excise Duty (FED)

The Finance Act, 2013 imposed Federal Excise Duty (FED) on financial services to include Asset Management Companies (AMC's) with effect from 13th June, 2013. On September 04, 2013 a constitutional petition has been filed in Sindh High Court (SHC) jointly by various AMC's, challenging the levy of FED. In a separate petition the Honorable Sindh High Court declared that the FED was unconstitutional and cannot be charged where provinces are collecting sales tax. The Federation has filed an appeal in the Honorable Supreme Court of Pakistan Further, via Finance Act 2016, the FED has been withdrawn from July 1, 2016. In the meantime, as a matter of abundant caution, the Scheme has held provision for FED liability which amounted to Rs.20,301,988 up till June 30, 2016. (Rs.1.35 per unit as on December 31, 2021)

For Investment Plans please refer to AIF on pre-page.

Trailing Performance

	30 Days (1 Month)	90 Days	180 Days	365 Days (1 Year)	YTD	3 Years ***	5 Years ***	Since Inception	CAGR **
Returns*	-2.46%	0.74%	-3.13%	4.67%	-3.13%	20.48%	53.49%	864.26%	14.16%
Benchmark	-1.06%	-0.61%	-6.48%	1.92%	-5.83%	12.99%	25.34%	708.71%	12.99%

*Actual Returns - Not Annualized ** CAGR Since Inception *** 3Y and 5Y returns are till FY21

Monthly Performance History

Year	Jul	Aug	Sep	Oct	Nov	Dec	Jan	Feb	Mar	Apr	May	Jun	YTD
2021-2022	0.33%	2.03%	-5.88%	4.85%	-1.68%	-2.46%							-3.13%
2020-2021	15.57%	6.04%	-1.56%	-1.30%	3.68%	6.36%	5.87%	-0.22%	-2.88%	-1.49%	8.96%	-1.88%	41.87%

Note: Performance data does not include the cost incurred directly by an investor in the form of sales load etc.

Investment Committee

M. Abdul Samad Chief Executive Officer	Ali H. Shirazi Director	Khalid Mahmood Chief Investment Officer	Muhammad Umar Khan Head of Portfolio Management	Fawad Javaid Head of Fixed Income	Faran Ul Haq Head of Equities
--	-----------------------------------	---	---	---	---

Dispute Resolution/ Complaints Handling: Investors may lodge their complaints to our Investor Services Department through any of the following options where our dedicated staff is available to provide assistance: Ph: (021)111-688-825 Ext: 233, Email: cs@atlasfunds.com.pk or submit through our Website <https://www.atlasfunds.com.pk/investor-help-desk/>. In case your complaint has not been properly redressed by us, you may lodge your complaint with SECP at the link <https://sdms.secp.gov.pk/>. However, please note that SECP will entertain only those complaints which were at first directly requested to be redressed by the Company and the Company has failed to redress the same. Further, the complaints that are not relevant to SECP's regulatory domain/competence shall not be entertained by the SECP.

DISCLAIMER: This publication is for informational purposes only and nothing herein should be construed as a solicitation, recommendation or an offer to buy or sell any fund. All investments in mutual fund are subject to market risks. Past performance is not necessarily indicative of the future results. Please read the Offering Document to understand the investment policies and the risks involved. Use of the Name and Logo of "Atlas Group" as given above does not mean that it is responsible for the liabilities / obligations of Atlas Asset Management Limited or any investment scheme managed by it.

Atlas Islamic Income Fund (AIIF)



December 2021

Investment Objective

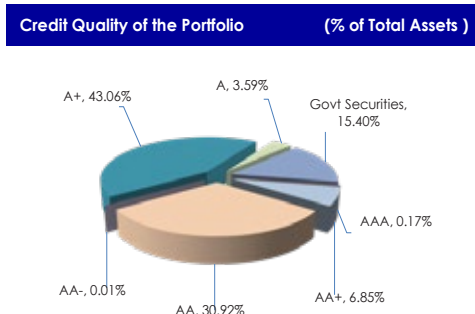
To seek preservation of capital and reasonable rate of return from a broadly diversified portfolio of long, medium and short term, high quality Islamic income instruments.

Asset Mix*	Dec-21	Nov-21
Cash	34.43%	37.39%
Sukuk	18.73%	16.21%
Commercial Paper	15.73%	14.60%
Ijarah Sukuks	15.40%	14.28%
Placements with Banks	13.51%	14.81%
Others incl. receivables	2.20%	2.71%

* % of Gross Asset

Leverage & Maturity Profile	AIIF
Leverage:	Nil
Weighted average time to maturity of the Net assets (Days)	627.94

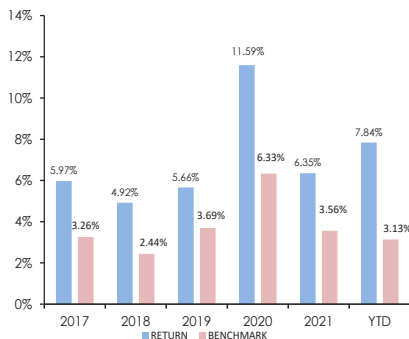
Sukuk Holding	(% of Total Assets)
OBISAGPSC	5.65%
Hub Power Holding Co.	4.05%
Al Baraka Bank Tier 2	3.68%
Hub Power Co. Ltd.	2.80%
Meezan Bank Sukuk - II	2.55%



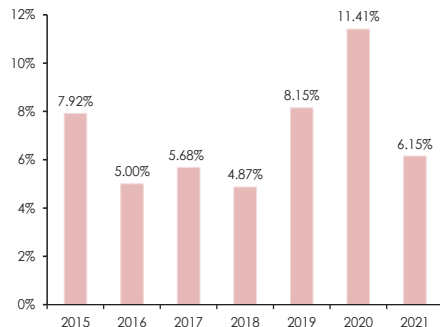
Fund Facts

Fund Type	Open-ended
Category	Islamic Income Scheme
Launch Date	14-Oct-08
Net Assets (mn)	PKR 2,029 (at month end)
Net Assets (Excluding Investment by fund of funds) (Rs mn)	PKR 1,815 (at month end)
NAV	PKR 525.88 (at month end)
Benchmark	Six (6) months average deposit rates of three (3) A rated scheduled Islamic Banks or Islamic windows of Conventional Banks as selected by MUFAP
Dealing Days	Monday to Friday
Cut Off timings	Mon - Fri : 9:00 am to 04:00 pm
Pricing mechanism	Forward Pricing
Management Fee	Actual rate of management fee charged is 0.35% of Average Annual Net Assets
Marketing & Selling Expense	Nil
Front End Load	Nil
Total Expense Ratio	0.69% - annualized (Incl Govt Levy)
Govt Levy	0.08% rep Gov Levy & SECP Fee
Trustee	Central Depository Company Ltd.
Registrar	ITMinds Limited
Auditor	EY Ford Rhodes
Asset Manager Rating	AM2+(PACRA) (As on 24-Dec-2021)
Shariah Advisor	Dr. Mufti Hassan Ashraf Usmani
Risk Profile of the Fund	Medium
Fund Stability Rating	AA-(f) (PACRA) (As on 15-Oct-21)

Yearly Performance*



Payout History (% on Opening NAV)



Federal Excise Duty (FED)

The Finance Act, 2013 imposed Federal Excise Duty (FED) on financial services to include Asset Management Companies (AMC's) with effect from 13th June, 2013. On September 04, 2013 a constitutional petition has been filed in Sindh High Court (SHC) jointly by various AMC's, challenging the levy of FED. In a separate petition the Honorable Sindh High Court declared that the FED was unconstitutional and cannot be charged where provinces are collecting sales tax. The Federation has filed an appeal in the Honorable Supreme Court of Pakistan. Further, via Finance Act 2016, the FED has been withdrawn from July 1, 2016. In the meantime, as a matter of abundant caution, the Scheme has held provision for FED liability which amounted to Rs.1,733,902 up till June 30, 2016. (Rs.0.45 per unit)

Shariah Compliant Investment Plans

These are allocations between AIIF and AISF aiming at a customized investment approach to the investors to meet their personal goals and preferences.

Atlas Bachat Islamic Plan	AIIF	AISF
Weight	85%	15%
Weighted Av. Return (2021-22)		6.07%
Weighted Av. Return (2020-21)		10.89%
Weighted Av. Return (2019-20)		10.98%
Atlas Bachat Balanced Islamic Plan	AIIF	AISF
Weight	50%	50%
Weighted Av. Return (2021-22)		1.95%
Weighted Av. Return (2020-21)		21.5%
Weighted Av. Return (2019-20)		9.55%
Atlas Bachat Growth Islamic Plan	AIIF	AISF
Weight	15%	85%
Weighted Av. Return (2021-22)		-2.17%
Weighted Av. Return (2020-21)		32.1%
Weighted Av. Return (2019-20)		8.12%

Trailing Performance

	30 Days (1 Month)	90 Days	180 Days	365 Days (1 Year)	YTD	3 Years ***	5 Years ***	Since Inception	CAGR **
Returns*	8.94%	6.46%	7.84%	7.48%	7.84%	28.78%	43.19%	181.61%	8.15%
Benchmark	3.10%	3.14%	3.13%	3.16%	3.13%	14.18%	20.78%	113.35%	5.82%

*Annualized Return ** CAGR Since Inception *** 3Y and 5Y returns are till FY21

*Annualized return: (Absolute return) * (365/No. of days)

Monthly Performance History

Year	Jul	Aug	Sep	Oct	Nov	Dec	Jan	Feb	Mar	Apr	May	Jun	YTD
2021-2022	7.52%	12.36%	7.10%	6.99%	3.23%	8.94%							7.84%
2020-2021	5.66%	5.60%	5.64%	5.75%	5.1%	5.86%	5.89%	7.47%	6.52%	7.37%	6.69%	6.66%	6.35%

Investment Committee

M. Abdul Samad
Chief Executive Officer

Ali H. Shirazi
Director

Khalid Mahmood
Chief Investment Officer

Muhammad Umar Khan
Head of Portfolio Management

Fawad Javaid
Head of Fixed Income

Faran Ul Haq
Head of Equities

Dispute Resolution/ Complaints Handling: Investors may lodge their complaints to our Investor Services Department through any of the following options where our dedicated staff is available to provide assistance: Ph: (021)111-688-825 Ext: 233, Email: cs@atlasfunds.com.pk or submit through our Website <https://www.atlasfunds.com.pk/investor-help-desk/>. In case your complaint has not been properly redressed by us, you may lodge your complaint with SECP at the link <https://sdms.secp.gov.pk/>. However, please note that SECP will entertain only those complaints which were at first directly requested to be redressed by the Company and the Company has failed to redress the same. Further, the complaints that are not relevant to SECP's regulatory domain/competence shall not be entertained by the SECP.

Atlas Islamic Money Market Fund (AIMF)



December 2021

Investment Objective

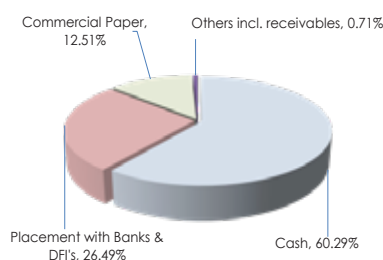
The objective of Atlas Islamic Money Market Fund (AIMF) is to provide competitive return to its investors (with a periodic payout) by investing in low risk, highly liquid and short duration portfolio consist of Shariah Compliant money market instruments.

Asset Mix*	Dec-21	Nov-21
Cash	60.29%	69.92%
Placement with Banks & DFI's	26.49%	0.00%
Commercial Paper	12.51%	14.52%
Others incl. receivables	0.71%	0.79%
Bai Muajjal	0.00%	14.77%

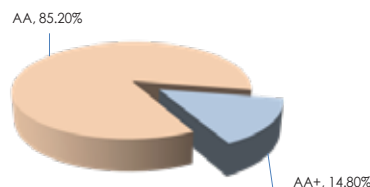
* % of Gross Asset

Leverage & Maturity Profile	AIMF
Leverage:	Nil
Weighted average time to maturity of the Net assets (Days)	22.67

Asset Allocation (% of Total Assets)



Credit Quality of the Portfolio (% of Total Assets)



Yearly Performance*



*Annualized Performance

*Funds returns computed on NAV to NAV with the dividend reinvestment, if any.

** Performance from January 7th, 2021 - June 30th, 2021.

Trailing Performance

	30 Days (1 Month)	90 Days	180 Days	365 Days (1 Year)	YTD	3 Years ***	5 Years ***	Since Inception	CAGR **
Returns*	9.20%	7.81%	7.38%	N/A	7.38%	N/A	N/A	6.95%	N/A
Benchmark	3.27%	3.22%	3.24%	N/A	3.24%	N/A	N/A	2.95%	N/A

*Annualized Return ** CAGR Since Inception *** 3Y and 5Y returns are till FY21

*Annualized return: (Absolute return) *(365/No. of days)

Monthly Performance History

Year	Jul	Aug	Sep	Oct	Nov	Dec	Jan	Feb	Mar	Apr	May	Jun	YTD
2021-2022	6.51%	7.25%	6.62%	6.87%	7.15%	9.20%							7.38%
2020-2021							6.32%	6.05%	6.23%	6.36%	6.10%	6.13%	6.27%

Fund Facts

Fund Type	Open-ended
Category	Islamic Money Market Scheme
Launch Date	7-Jan-21
Net Assets (mn)	PKR 1,283 (at month end)
Net Assets (Excluding Investment by fund of funds) (Rs mn)	PKR 1,007 (at month end)
NAV	PKR 500.00 (at month end)
Benchmark	Three (3) months average deposit rates of Three (3) AA rated Islamic Banks or Islamic windows of conventional bank as Selected by MUFAP
Dealing Days	Monday to Friday
Cut Off timings	Mon - Fri : 9:00 am to 04:00 pm
Pricing mechanism	Forward Pricing
Management Fee*	Actual rate of management fee charged is 0.05% of Average Annual Net Assets
Marketing & Selling Expense	Nil
Front End Load	Nil
Total Expense Ratio	0.29% - annualized (Incl Govt Levy)
Govt Levy	0.04% rep Gov levy & SECP Fee
Trustee	Central Depository Company Ltd.
Registrar	ITMinds Limited
Auditor	EY Ford Rhodes
Asset Manager Rating	AM2+(PACRA) (As on 24-Dec-2021)
Shariah Advisor	Dr. Mufti Hassan Ashraf Usmani
Risk Profile of the Fund	Low
Fund Stability Rating	AA (f) (PACRA) (As on 15-Oct-21)

* Effective from January 01, 2022 the management fee tariff will be 0.10%

Investment Committee

M. Abdul Samad
Chief Executive Officer

Ali H. Shirazi
Director

Khalid Mahmood
Chief Investment Officer

Muhammad Umar Khan
Head of Portfolio Management

Fawad Javaid
Head of Fixed Income

Faran Ul Haq
Head of Equities

Dispute Resolution/ Complaints Handling: Investors may lodge their complaints to our Investor Services Department through any of the following options where our dedicated staff is available to provide assistance: Ph: (021)111-688-825 Ext: 233, Email: cs@atlasfunds.com.pk or submit through our Website <https://www.atlasfunds.com.pk/investor-help-desk/>. In case your complaint has not been properly redressed by us, you may lodge your complaint with SECP at the link <https://sdms.secp.gov.pk/>. However, please note that SECP will entertain only those complaints which were at first directly requested to be redressed by the Company and the Company has failed to redress the same. Further, the complaints that are not relevant to SECP's regulatory domain/competence shall not be entertained by the SECP.

December 2021

Investment Objective

To provide long term capital growth from an actively managed portfolio invested in Shariah compliant listed companies in Pakistan.

Asset Mix*	Dec-21	Nov-21
Equities	97.16%	97.93%
Cash	1.62%	1.85%
Others incl. receivables	1.22%	0.22%

* % of Gross Asset

Sector Allocation	(% of Total Assets)	
Sector	Dec-21	Nov-21
Oil & Gas Exploration	19.18	18.26
Cement	17.45	16.92
Fertilizer	14.23	14.01
Commercial Banks	9.30	10.28
Power Generation & Distribution	7.87	7.85
Others	29.13	30.62

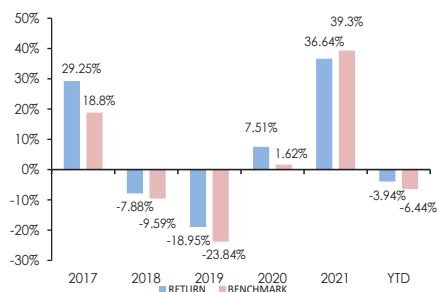
Leverage Profile	AISF
Leverage:	Nil

Top 10 Holding	(% of Total Assets)	
Script	%	Sectors
Meezan Bank Limited	9.30	Commercial Banks
Engro Corporation Ltd	9.05	Fertilizer
Lucky Cement Limited	8.74	Cement
Oil & Gas Dev Co. Ltd	7.44	Oil & Gas Exp
Hub Power Co. Ltd	7.43	Power Gen & Dist
Mari Petroleum Co. Ltd	6.20	Oil & Gas Exp
Pakistan Petroleum Ltd	4.82	Oil & Gas Exp
Engro Fertilizers Limited	3.63	Fertilizer
Pakistan State Oil Co. Ltd	3.39	Oil & Gas Mkt
Nishat Mills Limited	3.25	Textile Composite

Fund Facts

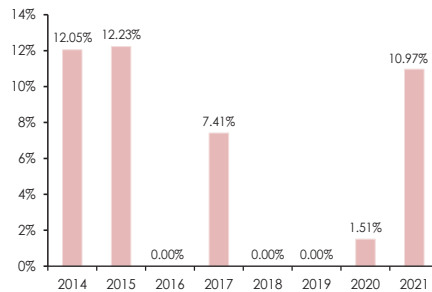
Fund Type	Open-ended
Category	Islamic Equity Scheme
Launch Date	15-Jan-07
Net Assets (mn)	PKR 4,039 (at month end)
NAV	PKR 550.55 (at month end)
Benchmark	KMI - 30 Index
Dealing Days	Monday to Friday
Cut Off timings	Mon - Fri : 9:00 am to 04:00 pm
Pricing mechanism	Forward Pricing
Management Fee	Actual rate of management fee charged is 2.50% of Average Annual Net Assets
Marketing & Selling Expense	Nil
Front End Load	Nil
Total Expense Ratio	3.69% - annualized (Incl Govt Levy)
Govt Levy	0.39% rep Gov levy & SECP Fee
Trustee	Central Depository Company Ltd.
Registrar	ITMinds Limited
Auditor	EY Ford Rhodes
Asset Manager Rating	AM2+(PACRA) (As on 24-Dec-2021)
Shariah Advisor	Dr. Muffi Hassan Ashraf Usmani
Risk Profile of the Fund:	High

Yearly Performance*



Payout History

(% on Opening NAV)



Federal Excise Duty (FED)

The Finance Act, 2013 imposed Federal Excise Duty (FED) on financial services to include Asset Management Companies (AMC's) with effect from 13th June, 2013. On September 04, 2013 a constitutional petition has been filed in Sindh High Court (SHC) jointly by various AMC's, challenging the levy of FED. In a separate petition the Honorable Sindh High Court declared that the FED was unconstitutional and cannot be charged where provinces are collecting sales tax. The Federation has filed an appeal in the Honorable Supreme Court of Pakistan Further, via Finance Act 2016, the FED has been withdrawn from July 1, 2016. In the meantime, as a matter of abundant caution, the Scheme has held provision for FED liability which amounted to Rs.10,453,385 up till June 30, 2016. (Rs.1.42 per unit as on December 31, 2021)

*Funds returns computed on NAV to NAV with the dividend reinvestment, if any.

For Shariah Compliant Investment Plans please refer to AIF on pre-page.

Trailing Performance

	30 Days (1 Month)	90 Days	180 Days	365 Days (1 Year)	YTD	3 Years ***	5 Years ***	Since Inception	CAGR **
Returns*	-2.87%	-0.85%	-3.94%	2.54%	-3.94%	19.07%	41.76%	489.05%	12.58%
Benchmark	-2.08%	-0.72%	-7.27%	0.73%	-6.44%	-22.61%	15.81%	N/A	N/A

*Actual Returns - Not Annualized ** CAGR Since Inception *** 3Y and 5Y returns are till FY21

Monthly Performance History

Year	Jul	Aug	Sep	Oct	Nov	Dec	Jan	Feb	Mar	Apr	May	Jun	YTD
2021-2022	0.42%	3.41%	-6.36%	3.28%	-1.52%	-2.87%							-3.94%
2020-2021	14.41%	4.34%	-1.63%	-1.46%	4.23%	6.13%	4.28%	2.69%	-4.03%	-3.18%	8.81%	-1.39%	36.64%

Note: Performance data does not include the cost incurred directly by an investor in the form of sales load etc.

Investment Committee

M. Abdul Samad Chief Executive Officer	Ali H. Shirazi Director	Khalid Mahmood Chief Investment Officer	Muhammad Umar Khan Head of Portfolio Management	Fawad Javaid Head of Fixed Income	Faran Ul Haq Head of Equities
---	----------------------------	--	--	--------------------------------------	----------------------------------

Dispute Resolution/ Complaints Handling: Investors may lodge their complaints to our Investor Services Department through any of the following options where our dedicated staff is available to provide assistance: Ph: (021)111-688-825 Ext: 233, Email: cs@atlasfunds.com.pk or submit through our Website <https://www.atlasfunds.com.pk/investor-help-desk/>. In case your complaint has not been properly redressed by us, you may lodge your complaint with SECP at the link <https://sdms.secp.gov.pk/>. However, please note that SECP will entertain only those complaints which were at first directly requested to be redressed by the Company and the Company has failed to redress the same. Further, the complaints that are not relevant to SECP's regulatory domain/competence shall not be entertained by the SECP.

DISCLAIMER: This publication is for informational purposes only and nothing herein should be construed as a solicitation, recommendation or an offer to buy or sell any fund. All investments in mutual fund are subject to market risks. Past performance is not necessarily indicative of the future results. Please read the Offering Document to understand the investment policies and the risks involved. Use of the Name and Logo of "Atlas Group" as given above does not mean that it is responsible for the liabilities / obligations of Atlas Asset Management Limited or any investment scheme managed by it.

Atlas Islamic Dedicated Stock Fund (AIDSF)



December 2021

Investment Objective

To provide other 'Fund of Funds' Schemes & Investment Advisory Clients (only managed by Atlas Asset Management Limited) an avenue for investing in Shariah Compliant Equities.

Asset Mix*	Dec-21	Nov-21
Equities	98.05%	98.07%
Others incl. receivables	1.25%	0.78%
Cash	0.70%	1.15%

* % of Gross Asset

100.0% 100.0%

Sector Allocation	(% of Total Assets)	
Sector	Dec-21	Nov-21
Oil & Gas Exploration	20.11	19.73
Cement	17.31	17.02
Fertilizer	13.55	13.26
Commercial Banks	9.54	10.19
Power Generation & Distribution	7.61	7.73
Others	29.92	30.14

Leverage Profile

Leverage: Nil

AIDSF

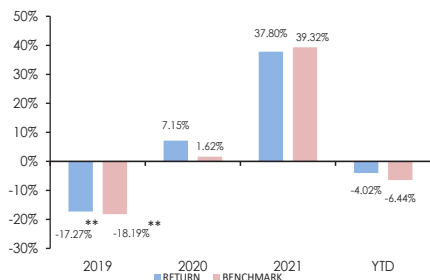
Fund Facts

Fund Type	Open-ended
Category	Islamic Equity Scheme
Launch Date	10-Jan-19
Net Assets (mn)	PKR 486 (at month end)
Net Assets (Excluding Investment by fund of funds) (Rs mn)	PKR 99 (at month end)
NAV	PKR 572.06 (at month end)
Benchmark	KMI - 30 Index
Dealing Days	Monday to Friday
Cut Off timings	Mon - Fri : 9:00 am to 04:00 pm
Pricing mechanism	Forward Pricing
Management Fee*	Actual rate of management fee charged is 2.50% of Avg. Annual Net Assets

Marketing & Selling Expense	Nil
Front End Load	Nil
Total Expense Ratio	4.03% - annualized (Incl Govt Levy)
Govt Levy	0.4% rep Gov Levy & SECP Fee
Trustee	Central Depository Company Ltd.
Registrar	ITMinds Limited
Auditor	EY Ford Rhodes
Asset Manager Rating	AM2+(PACRA) (As on 24-Dec-2021)
Shariah Advisor	Dr. Mufti Muhammad Wasie Fasih
Risk Profile of the Fund	High

* Effective from January 01, 2022 the management fee tariff will be 2.75%

Yearly Performance*

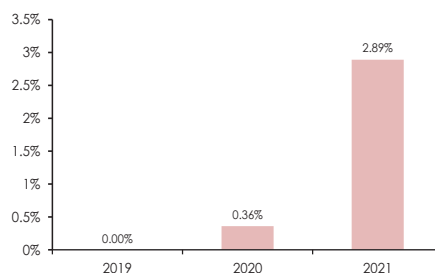


*Funds returns computed on NAV to NAV with the dividend reinvestment, if any.

** Performance from January 10th, 2019 - June 30th, 2019

Payout History

(% on Opening NAV)



Trailing Performance

	30 Days (1 Month)	90 Days	180 Days	365 Days (1 Year)	YTD	3 Years ***	5 Years ***	Since Inception	CAGR **
Returns*	-2.75%	-0.58%	-4.02%	3.06%	-4.02%	N/A	N/A	17.23%	5.49%
Benchmark	-2.08%	-0.72%	-7.27%	0.73%	-6.44%	N/A	N/A	8.37%	2.74%

*Actual Returns - Not Annualized ** CAGR Since Inception *** 3Y and 5Y returns are till FY21

Monthly Performance History

Year	Jul	Aug	Sep	Oct	Nov	Dec	Jan	Feb	Mar	Apr	May	Jun	YTD
2021-2022	0.16%	3.33%	-6.30%	3.29%	-1.46%	-2.75%							
2020-2021	14.49%	4.53%	-1.36%	-1.51%	4.53%	5.59%	4.06%	2.89%	-3.63%	-2.85%	8.81%	-1.56%	37.80%

Investment Committee

M. Abdul Samad
Chief Executive Officer

Ali H. Shirazi
Director

Khalid Mahmood
Chief Investment Officer

Muhammad Umar Khan
Head of Portfolio Management

Fawad Javaid
Head of Fixed Income

Faran Ul Haq
Head of Equities

Dispute Resolution/ Complaints Handling: Investors may lodge their complaints to our Investor Services Department through any of the following options where our dedicated staff is available to provide assistance: Ph: (021)111-688-825 Ext: 233, Email: cs@atlasfunds.com.pk or submit through our Website <https://www.atlasfunds.com.pk/investor-help-desk/>. In case your complaint has not been properly redressed by us, you may lodge your complaint with SECP at the link <https://sdms.secp.gov.pk/>. However, please note that SECP will entertain only those complaints which were at first directly requested to be redressed by the Company and the Company has failed to redress the same. Further, the complaints that are not relevant to SECP's regulatory domain/competence shall not be entertained by the SECP.

Atlas Islamic Fund of Funds (AIFO)



December 2021

Investment Objective

To provide unit holders an opportunity to earn potentially high returns through investment as per respective Allocation Plans by investing in Shariah Compliant Fixed Income Schemes / Money Market Schemes and Equity based Collective Investment Schemes.

Asset Mix *

	AISF	AIIF	AIMF	Cash	Others incl. receivables
Atlas Aggressive Allocation Islamic Plan (AAIIP)	66.25%	23.96%	0.00%	9.65%	0.14%
Atlas Moderate Allocation Islamic Plan (AMAIIP)	49.28%	43.77%	0.00%	6.84%	0.11%
Atlas Conservative Allocation Islamic Plan (ACAIP)	24.59%	68.97%	0.00%	6.33%	0.11%
Atlas Islamic Capital Preservation Plan - II (AICPP-II)	41.58%	0.00%	57.59%	0.81%	0.02%
Atlas Islamic Dividend Plan (AIDP)	0.00%	88.45%	0.00%	11.20%	0.35%

* % of Gross Asset

	December 2021	November 2021	December 2021	November 2021
	Net Assets (mn)		NAV	
Atlas Aggressive Allocation Islamic Plan (AAIIP)	PKR 130	PKR 132	PKR 587.58	PKR 597.15
Atlas Moderate Allocation Islamic Plan (AMAIIP)	PKR 135	PKR 136	PKR 584.70	PKR 590.79
Atlas Conservative Allocation Islamic Plan (ACAIP)	PKR 143	PKR 143	PKR 579.33	PKR 580.19
Atlas Islamic Capital Preservation Plan - II (AICPP-II)	PKR 479	PKR 482	PKR 507.07	PKR 510.93
Atlas Islamic Dividend Plan (AIDP)	PKR 28	PKR 28	PKR 500.00	PKR 499.29

Total Expense Ratio

	December 2021		November 2021	
	Total Expense Ratio	Govt. Levy	Total Expense Ratio	Govt. Levy
Atlas Aggressive Allocation Islamic Plan (AAIIP)	0.47%	0.04%	0.47%	0.03%
Atlas Moderate Allocation Islamic Plan (AMAIIP)	0.42%	0.04%	0.43%	0.03%
Atlas Conservative Allocation Islamic Plan (ACAIP)	0.41%	0.04%	0.42%	0.03%
Atlas Islamic Capital Preservation Plan - II (AICPP-II)	0.27%	0.02%	0.23%	0.02%
Atlas Islamic Dividend Plan (AIDP)	0.58%	0.04%	0.60%	0.04%

Fund Multiplier

	Max. Multiplier	Min. Multiplier
Atlas Islamic Capital Preservation Plan - II (AICPP-II)	2.94	2.68

Trailing Performance

	30 Days (1 Month)	90 Days	180 Days	365 Days (1 Year)	YTD	3 Years	5 Years	Since Inception	CAGR
Atlas Aggressive Allocation Islamic Plan (AAIIP)*	-1.60%	0.10%	-1.16%	4.84%	-1.16%	N/A	N/A	23.67%	7.38%
Benchmark	-1.18%	0.09%	-4.17%	2.65%	-3.55%	N/A	N/A	19.16%	6.07%
Atlas Moderate Allocation Islamic Plan (AMAIIP)*	-1.03%	0.43%	0.23%	5.41%	0.23%	N/A	N/A	25.80%	8.00%
Benchmark	-0.77%	0.34%	-2.62%	2.83%	-2.15%	N/A	N/A	20.48%	6.46%
Atlas Conservative Allocation Islamic Plan (ACAIP)*	-0.15%	0.97%	2.16%	6.48%	2.16%	N/A	N/A	29.40%	9.02%
Benchmark	-0.22%	0.63%	-0.49%	3.33%	-0.21%	N/A	N/A	21.11%	6.65%
Atlas Islamic Capital Preservation Plan - II (AICPP-II)*	-0.76%	0.90%	N/A	N/A	1.41%	N/A	N/A	1.41%	N/A
Benchmark	-0.59%	0.48%	N/A	N/A	0.76%	N/A	N/A	0.76%	N/A
Atlas Islamic Dividend Plan (AIDP)**	8.57%	5.96%	7.73%	7.08%	7.73%	N/A	N/A	12.02%	6.53%
Benchmark	3.12%	3.15%	3.15%	3.16%	3.15%	N/A	N/A	7.18%	3.87%

*Actual Returns - Not Annualized **Annualized return: (Absolute return) *(365/No. of days)

*** No Management fee in case of investment is made in CIS of AAML. However, management fee of 1% of average annual net assets in case investment is made in Cash/ Near Cash instruments, savings and term deposits made with Islamic banks or Islamic banking windows of commercial banks.

**** Back-end Load shall be charged to the CPPI base plan. 2.5% back-end Load shall be charged in case redemption from the fund is made before the stated maturity/duration of the CPPI Plan(s).

Note: Performance data does not include the cost incurred directly by an investor in the form of sales load etc.

Fund Facts

Fund Type Open-ended
Category Islamic Fund of Funds
Launch Date 7-Jan-19
Benchmark The benchmark of each allocation Plan will be the weighted average return of KMI-30 Index, Six months average deposit rates of three (3)-A rated Islamic Banks or Islamic windows and Three (3) months average deposit rates of Three (3) AA rated Islamic Banks or Islamic windows of conventional bank as Selected by MUFAP based on the actual proportion of investment in Equity, Income and Money Market Schemes by the respective allocation Plan.

Leverage Nil
Dealing Days Monday to Friday
Cut Off timings Mon - Fri : 9:00 am to 04:00 pm
Pricing mechanism Forward Pricing
Management Fee Upto 1%
Marketing & Selling Expense Nil
Front End Load 2.5% on CPPI
Back End Load **** Central Depository Company Ltd.
Trustee ITMinds Limited
Registrar EY Ford Rhodes
Auditor AM2+(PACRA) (As on 24-Dec-2021)
Asset Manager Rating Dr. Mufi Muhammad Wasie Fasih
Shariah Advisor
Risk Profile
AAIIP - High
AMAIIP - High
ACAIP - Medium
AICPP-II - Medium
AIDP - Medium

Subscription Period Subscription period for AICPP-II has been closed.

Duration The Duration of the Allocation Plans is Perpetual. However, the initial maturity of - (AICPP-II) shall be thirty month (2.5 years)

Investment Committee

M. Abdul Samad
Chief Executive Officer

Ali H. Shirazi
Director

Khalid Mahmood
Chief Investment Officer

Muhammad Umar Khan
Head of Portfolio Management

Fawad Javaid
Head of Fixed Income

Faran Ul Haq
Head of Equities

Dispute Resolution/ Complaints Handling: Investors may lodge their complaints to our Investor Services Department through any of the following options where our dedicated staff is available to provide assistance: Ph: (021)111-688-825 Ext: 233, Email: cs@atlasfunds.com.pk or submit through our Website <https://www.atlasfunds.com.pk/investor-help-desk/>. In case your complaint has not been properly redressed by us, you may lodge your complaint with SECP at the link <https://sdms.secp.gov.pk/>. However, please note that SECP will entertain only those complaints which were at first directly requested to be redressed by the Company and the Company has failed to redress the same. Further, the complaints that are not relevant to SECP's regulatory domain/competence shall not be entertained by the SECP.

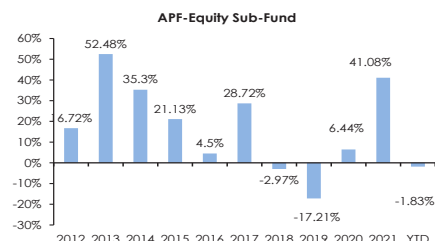
DISCLAIMER: This publication is for informational purposes only and nothing herein should be construed as a solicitation, recommendation or an offer to buy or sell any fund. All investments in mutual fund are subject to market risks. Past performance is not necessarily indicative of the future results. Please read the Offering Document to understand the investment policies and the risks involved. A statement on the specific terms of capital protection (e.g capital protection only applies to unit holders who hold their investments until maturity date)
Use of the Name and Logo of "Atlas Group" as given above does not mean that it is responsible for the liabilities / obligations of Atlas Asset Management Limited or any investment scheme managed by it.

December 2021

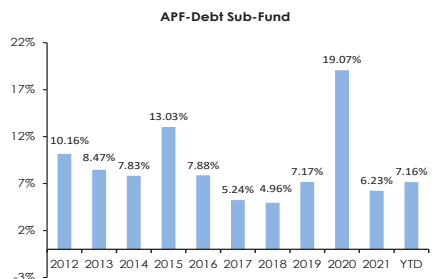
Investment Objective

- a) The APF-ESF is to earn returns from investments in Pakistani Equity Markets.
b) The APF-DSF is to earn returns from investments in debt markets of Pakistan, thus incurring a relatively Lower risk than equity investments.
c) The APF-MMSF is to earn returns from investments in Money Markets of Pakistan, thus incurring a relatively lower risk than debt investments.

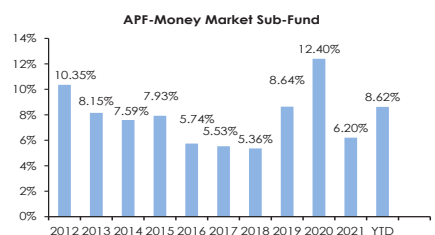
Yearly Performance



Actual Returns - Not Annualized



Annualized Return



Annualized Return

Sector	Dec-21	Nov-21
Commercial Banks	27.91	27.50
Cement	13.01	12.33
Oil & Gas Exploration	11.94	11.29
Fertilizer	9.37	8.69
Power Generation & Distribution	7.12	7.21
Others	28.51	27.76


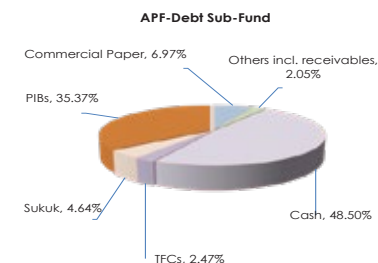

Trailing Performance

APF-Equity Sub-Fund			APF-Debt Sub-Fund			APF-Money Market Sub-Fund		
30 Days * (1 Month)	Since Inception	CAGR***	30 Days ** (1 Month)	Since Inception	CAGR***	30 Days ** (1 Month)	Since Inception	CAGR***
-2.37%	507.32%	13.23%	8.53%	241.87%	8.83%	9.93%	215.64%	8.24%

*Actual Returns - Not Annualized

**Annualized return: (Absolute return) * (365/No. of days)

Portfolio Composition



Scrip	%	Sectors
United Bank Limited	7.63	Commercial Banks
Habib Bank Limited	7.51	Commercial Banks
Lucky Cement Limited	5.18	Cement
Mari Petroleum Co. Ltd	4.63	Oil & Gas Exp
Engro Corporation Ltd	4.21	Fertilizer
Oil & Gas Dev Co. Ltd	4.01	Oil & Gas Exp
Hub Power Co. Ltd	3.94	Power Gen & Dist
Bank Al Habib Limited	3.53	Commercial Banks
Fauji Fertilizer Co. Ltd	3.05	Fertilizer
Bank Alfalah Ltd	2.99	Commercial Banks

Fund Facts

Launch Date	28-Jun-07	
Management Fee	1.5% of Avg. Annual N.A.	(Equity)
	0.75% of Avg. Annual N.A.	(Debt)
	0.50% of Avg. Annual N.A.	(M.Market)
Marketing & Selling Expense	Nil	
Front End Load	3% (Front-end) of contribution	
Trustee	Central Depository Company Ltd.	
Registrar	ITMinds Limited	
Auditors	EY Ford Rhodes	
Minimum Investment	Rs.5,000/- or 10% of monthly income (which ever is lower)	
Eligibility	Any Pakistani (resident or non-resident), who holds a non-resident, who holds a valid NTN or CNIC/NICOP	
Asset Manager Rating	AM2+(PACRA)	(As on 24-Dec-2021)

(at month end)	Net Assets (mn)	NAV
APF-Equity (ESF)	PKR 563	PKR 607.32
APF-Debt (DSF)	PKR 497	PKR 341.87
APF-M.M (MMSF)	PKR 636	PKR 315.64

	Total Expense Ratio	Govt Levy
APF-Equity (ESF)	2.01%	0.26%
APF-Debt (DSF)	1.17%	0.14%
APF-M.M (MMSF)	0.83%	0.11%

Atlas Pension Fund Allocation Schemes

The participant has the option to select from among six allocation schemes, allowing the participants to adopt a focused investment strategy, according to their risk/return. The weighted average return below is worked on asset allocation as indicated.

Allocation Scheme	APF-ESF	APF-DSF	APF-MMSF
(i) High Volatility	65-80%	20-35%	Nil
Return based on Weighted Av. Return (2021-22)	80%	20%	Nil
Weighted Av. Return (2020-21)			-0.03%
Weighted Av. Return (2019-20)			34.11%
(ii) Medium Volatility	35-50%	40-55%	10-25%
Return based on Weighted Av. Return (2021-22)	50%	40%	10%
Weighted Av. Return (2020-21)			2.81%
Weighted Av. Return (2019-20)			23.65%
(iii) Low Volatility	10-25%	60-75%	15-30%
Return based on Weighted Av. Return (2021-22)	25%	60%	15%
Weighted Av. Return (2020-21)			5.13%
Weighted Av. Return (2019-20)			14.94%
(iv) Lower Volatility	Nil	40-60%	40-60%
Return based on Weighted Av. Return (2021-22)	Nil	60%	40%
Weighted Av. Return (2020-21)			7.75%
Weighted Av. Return (2019-20)			6.22%
(v) Lifecycle			16.4%
Return based on Weighted Av. Return (2021-22)			16.4%
Weighted Av. Return (2020-21)			16.4%
Weighted Av. Return (2019-20)			16.4%

Lifecycle scheme allocates investments among the sub-funds and the varying allocations with the age of the participants, moving from higher percentage in equities in younger years to lower percentage in equities in older years to reduce the risk near retirement age, seeking capital growth and preservation towards the later years in participants lifecycle.

(vi) Customized 0-100% 0-100% 0-100%

Federal Excise Duty (FED)

The Finance Act, 2013 imposed FED on AMC. On September 04, 2013 a constitutional petition has been filed in Sindh High Court (SHC) jointly by various AMC's, challenging the levy of FED. In a separate petition the Honorable Sindh High Court declared that the FED was unconstitutional and cannot be charged where provinces are collecting sales tax. The Federation has filed an appeal in the Honorable Supreme Court of Pakistan. Meanwhile in Federal Budget 2016, the FED has been withdrawn from July 1, 2016. In the meantime, as a matter of abundant caution, The Scheme has held provision for FED liability which amounted to (ESF) Rs.1,523,347, (DSF) Rs.1,124,175, (MSF) Rs.706,273 up till June 30, 2016 which is Rs.1.64, Rs.0.77, Rs.0.35 per unit respectively as on December 31, 2021

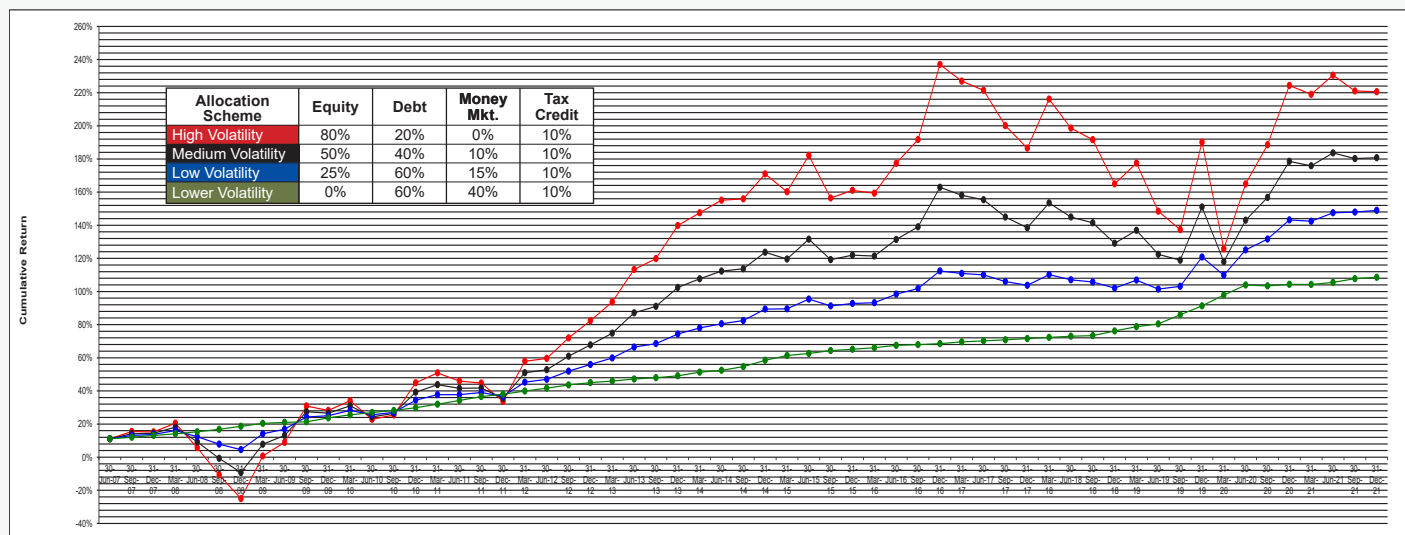
Investment Committee

M. Abdul Samad Chief Executive Officer	Ali H. Shirazi Director	Khalid Mahmood Chief Investment Officer	Muhammad Umar Khan Head of Portfolio Management	Fawad Javaid Head of Fixed Income	Faran Ul Haq Head of Equities
--	-----------------------------------	---	---	---	---

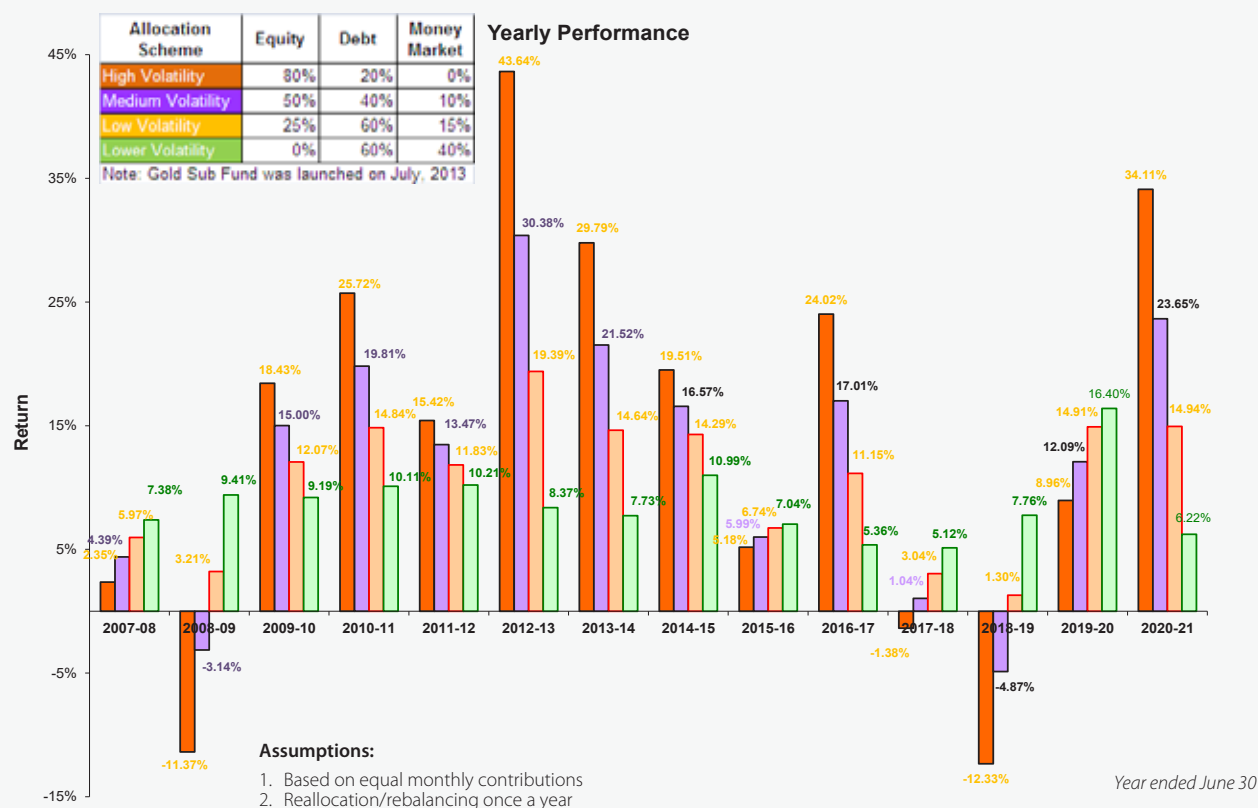
Dispute Resolution/ Complaints Handling: Investors may lodge their complaints to our Investor Services Department through any of the following options where our dedicated staff is available to provide assistance: Ph: (021)111-688-825 Ext: 233, Email: cs@atlasfunds.com.pk or submit through our Website <https://www.atlasfunds.com.pk/investor-help-desk/>. In case your complaint has not been properly redressed by us, you may lodge your complaint with SECP at the link <https://sdms.secp.gov.pk/>. However, please note that SECP will entertain only those complaints which were at first directly requested to be redressed by the Company and the Company has failed to redress the same. Further, the complaints that are not relevant to SECP's regulatory domain/competence shall not be entertained by the SECP.

December 2021

Atlas Pension Fund
(On allocation as stated in the box)
Appreciation in value of investment over cost net of tax credit



Equal contribution made to the allocation schemes in APF each month.



Investment Committee

M. Abdul Samad
Chief Executive Officer

Ali H. Shirazi
Director

Khalid Mahmood
Chief Investment Officer

Muhammad Umar Khan
Head of Portfolio Management

Fawad Javaid
Head of Fixed Income

Faran Ul Haq
Head of Equities

Dispute Resolution/ Complaints Handling: Investors may lodge their complaints to our Investor Services Department through any of the following options where our dedicated staff is available to provide assistance: Ph: (021)111-688-825 Ext: 233, Email: cs@atlasfunds.com.pk or submit through our Website <https://www.atlasfunds.com.pk/investor-help-desk/>. In case your complaint has not been properly redressed by us, you may lodge your complaint with SECP at the link <https://sdms.secp.gov.pk/>. However, please note that SECP will entertain only those complaints which were at first directly requested to be redressed by the Company and the Company has failed to redress the same. Further, the complaints that are not relevant to SECP's regulatory domain/competence shall not be entertained by the SECP.

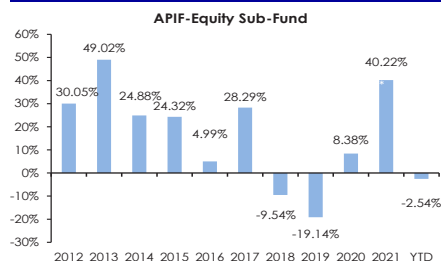
DISCLAIMER: This publication is for informational purposes only and nothing herein should be construed as a solicitation, recommendation or an offer to buy or sell any fund. All investments in mutual fund are subject to market risks. Past performance is not necessarily indicative of the future results. Please read the Offering Document to understand the investment policies and the risks involved. Use of the Name and Logo of "Atlas Group" as given above does not mean that it is responsible for the liabilities / obligations of Atlas Asset Management Limited or any investment scheme managed by it.

December 2021

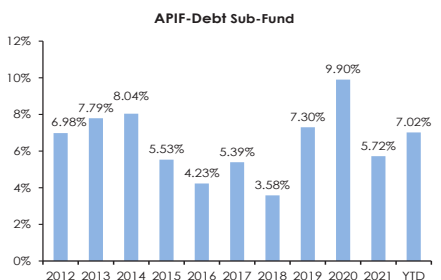
Investment Objective

- a) The APIF-ESF is to earn returns from investments in Pakistani Equity Markets.
b) The APIF-DSF is to earn returns from investments in debt markets of Pakistan, thus incurring a relatively Lower risk than equity investments.
c) The APIF-MMSF is to earn returns from investments in Money Markets of Pakistan, thus incurring a relatively lower risk than debt investments.

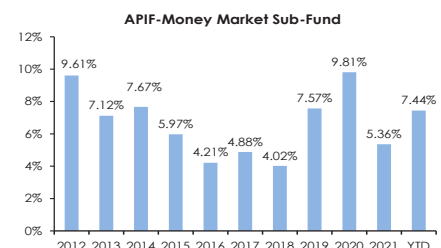
Yearly Performance



Actual Returns - Not Annualized

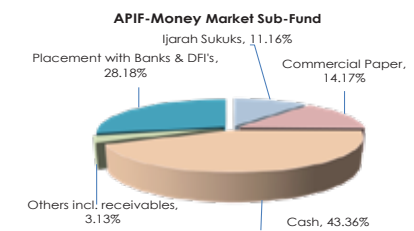
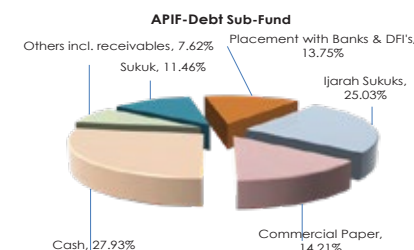
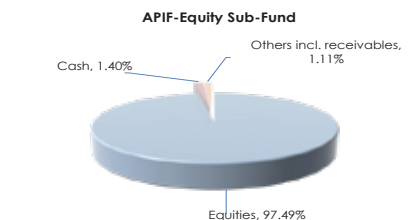


Annualized Return



Annualized Return

Portfolio Composition



Fund Facts

Launch Date	6-Nov-07	
Management Fee	1.5% of Avg. Annual N.A.	(Equity)
	0.75% of Avg. Annual N.A.	(Debt)
	0.50% of Avg. Annual N.A.	(M.Market)
Marketing & Selling Expense	Nil	
Front End Load	3% (Front-end) of contribution	
Trustee	Central Depository Company Ltd.	
Registrar	ITMinds Limited	
Auditors	EY Ford Rhodes	
Minimum Investment	Rs.5,000/- or 10% of monthly income (which ever is lower)	
Eligibility	Any Pakistani (resident or non-resident), who holds a non-resident), who holds a valid NTN or CNIC/NICOP	
Asset Manager Rating	AM2+(PACRA) (As on 24-Dec-2021)	

Shariah Advisor	Dr. Mufti Muhammad Wasie Fasih	
(at month end)	Net Assets (mn)	NAV
APIF-Equity (ESF)	PKR 581	PKR 729.76
APIF-Debt (DSF)	PKR 464	PKR 260.56
APIF-M.M (MMSF)	PKR 602	PKR 275.27

	Total Expense Ratio	Govt Levy
APIF-Equity (ESF)	2.01%	0.26%
APIF-Debt (DSF)	1.06%	0.14%
APIF-M.M (MMSF)	0.78%	0.11%

Atlas Pension Islamic Fund Allocation Schemes

The participant has the option to select from among six allocation schemes, allowing the participants to adopt a focused investment strategy, according to their risk/return. The return below is worked on asset allocation as indicated.

	APIF-ESF 65-80% 80%	APIF-DSF 20-35% 20%	APIF-MMSF Nil Nil
(i) High Volatility			
Return based on			
Weighted Av. Return (2021-22)			-0.63%
Weighted Av. Return (2020-21)			33.32%
Weighted Av. Return (2019-20)			8.69%
(ii) Medium Volatility			
Return based on			
Weighted Av. Return (2021-22)	35-50% 50%	40-55% 40%	10-25% 10%
Weighted Av. Return (2020-21)			2.28%
Weighted Av. Return (2019-20)			22.94%
(iii) Low Volatility			
Return based on			
Weighted Av. Return (2021-22)	10-25% 25%	60-75% 60%	15-30% 15%
Weighted Av. Return (2020-21)			4.69%
Weighted Av. Return (2019-20)			14.29%
(iv) Lower Volatility			
Return based on			
Weighted Av. Return (2021-22)	Nil	40-60% 60%	40-60% 40%
Weighted Av. Return (2020-21)	Nil		7.18%
Weighted Av. Return (2019-20)			5.58%
(v) Lifecycle			
Return based on			
Weighted Av. Return (2021-22)			9.87%

Lifecycle scheme allocates investments among the sub-funds and the varying allocations with the age of the participants, moving from higher percentage in equities in younger years to lower percentage in equities in older years to reduce the risk near retirement age, seeking capital growth and preservation towards the later years in participants lifecycle.

(vi) Customized	0-100%	0-100%	0-100%
-----------------	--------	--------	--------

Federal Excise Duty (FED)

The Finance Act, 2013 imposed FED on AMC. On September 04, 2013 a constitutional petition has been filed in Sindh High Court (SHC) jointly by various AMC's, challenging the levy of FED. In a separate petition the Honorable Sindh High Court declared that the FED was unconstitutional and cannot be charged where provinces are collecting sales tax. The Federation has filed an appeal in the Honorable Supreme Court of Pakistan. Meanwhile in Federal Budget 2016, the FED has been withdrawn from July 1, 2016. In the meantime, as a matter of abundant caution, the Scheme has held provision for FED liability which amounted to (ESF) Rs.1,611,207, (DSF) Rs.1,046,875, (MSF) Rs.644,724 up till June 30, 2016 which is Rs.2.02, Rs.0.59, Rs.0.29 per unit respectively as on December 31, 2021

Sector Allocation APIF-ESF (% of Total Assets)

Sector	Dec-21	Nov-21
Oil & Gas Exploration	18.90	18.25
Cement	17.13	16.89
Fertilizer	13.19	12.96
Commercial Banks	10.52	11.48
Power Generation & Distribution	7.48	7.46
Others	30.27	31.53

Top 10 Holdings APIF-ESF (% of Total Assets)

Scrip	%	Sectors
Meezan Bank Limited	10.52	Commercial Banks
Engro Corporation Ltd	8.57	Fertilizer
Lucky Cement Limited	8.24	Cement
Hub Power Co. Ltd	6.77	Power Gen & Dist
Oil & Gas Dev Co. Ltd	6.52	Oil & Gas Exp
Mari Petroleum Co. Ltd	6.10	Oil & Gas Exp
Pakistan Petroleum Ltd	4.34	Oil & Gas Exp
Pakistan State Oil Co. Ltd	3.48	Oil & Gas Mkt
Engro Fertilizers Limited	3.27	Fertilizer
Nishat Mills Limited	3.21	Textile Composite

Trailing Performance

APIF-Equity Sub-Fund			APIF-Debt Sub-Fund			APIF-Money Market Sub-Fund		
30 Days* (1 Month)	Since Inception	CAGR***	30 Days ** (1 Month)	Since Inception	CAGR***	30 Days ** (1 Month)	Since Inception	CAGR***
-2.77%	624.76%	15.01%	8.56%	158.77%	6.94%	9.31%	173.38%	7.36%

*Actual Returns - Not Annualized

**Annualized return: (Absolute return) *(365/No. of days)

*** CAGR Since Inception

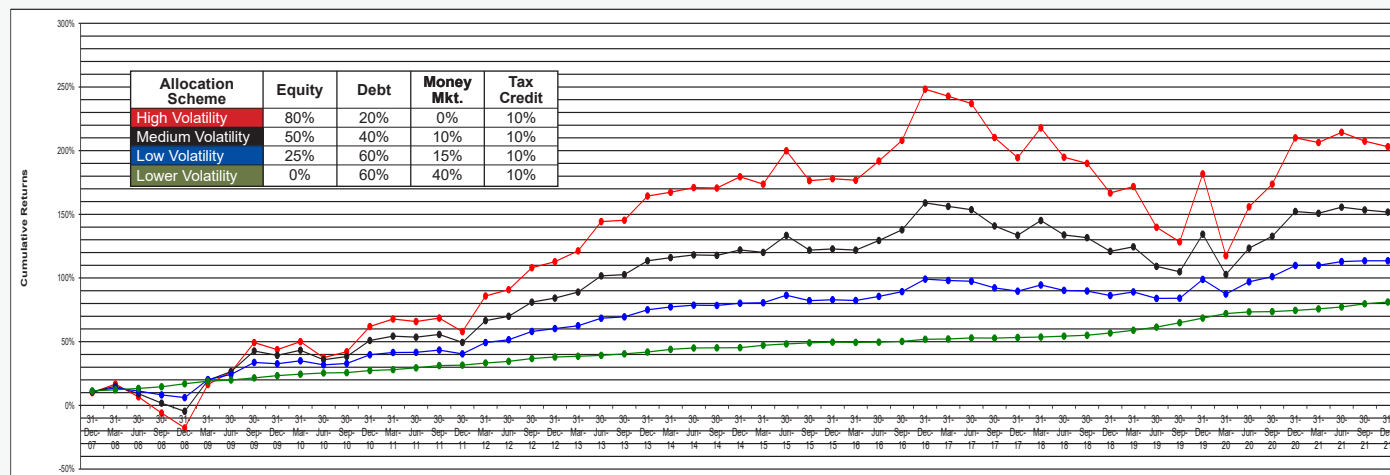
Investment Committee

M. Abdul Samad Chief Executive Officer	Ali H. Shirazi Director	Khalid Mahmood Chief Investment Officer	Muhammad Umar Khan Head of Portfolio Management	Fawad Javaid Head of Fixed Income	Faran Ul Haq Head of Equities
---	----------------------------	--	--	--------------------------------------	----------------------------------

Dispute Resolution/ Complaints Handling: Investors may lodge their complaints to our Investor Services Department through any of the following options where our dedicated staff is available to provide assistance: Ph: (021)111-688-825 Ext: 233. Email: cs@atlasfunds.com.pk or submit through our Website <https://www.atlasfunds.com.pk/investor-help-desk/>. In case your complaint has not been properly redressed by us, you may lodge your complaint with SECP at the link <https://sdms.secp.gov.pk/>. However, please note that SECP will entertain only those complaints which were at first directly requested to be redressed by the Company and the Company has failed to redress the same. Further, the complaints that are not relevant to SECP's regulatory domain/competence shall not be entertained by the SECP.

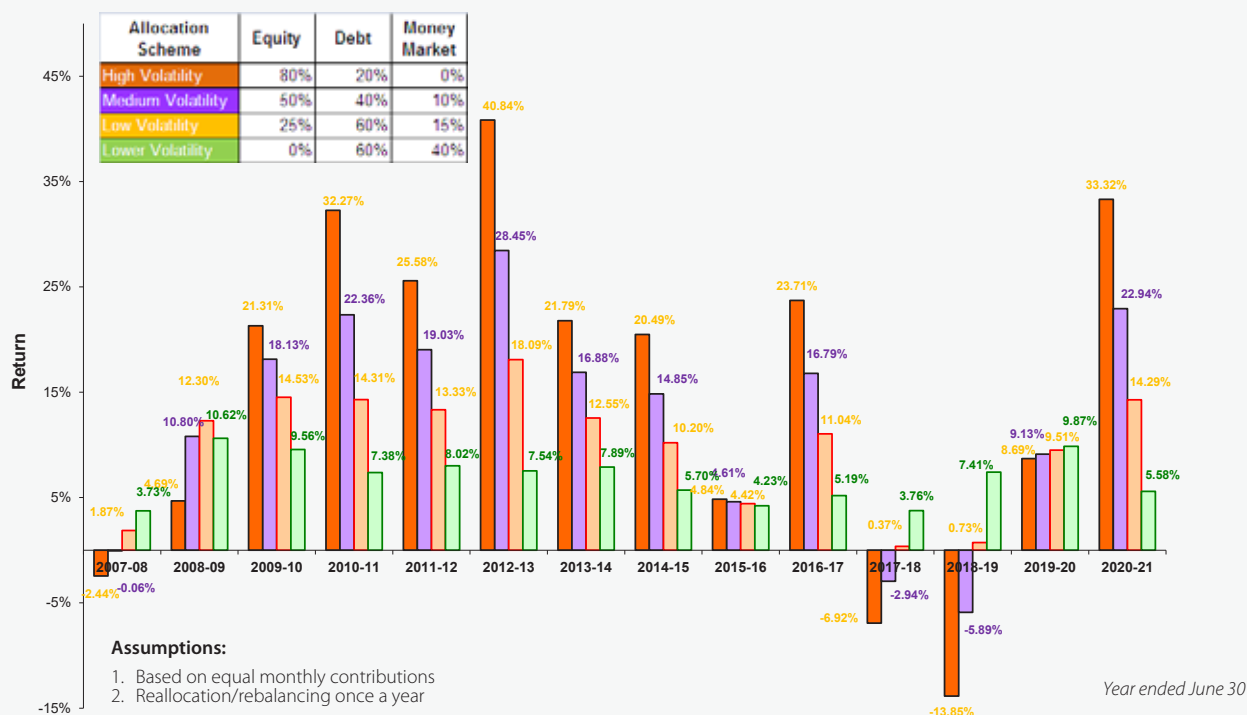
December 2021

Atlas Pension Islamic Fund
(On allocation as stated in the box)
Appreciation in value of investment over cost net of tax credit



Equal contribution made to the allocation schemes in APIF each month.

Yearly Performance



Investment Committee

M. Abdul Samad
Chief Executive Officer

Ali H. Shirazi
Director

Khalid Mahmood
Chief Investment Officer

Muhammad Umar Khan
Head of Portfolio Management

Fawad Javaid
Head of Fixed Income

Faran Ul Haq
Head of Equities

Dispute Resolution/ Complaints Handling: Investors may lodge their complaints to our Investor Services Department through any of the following options where our dedicated staff is available to provide assistance: Ph: (021)111-688-825 Ext: 233, Email: cs@atlasfunds.com.pk or submit through our Website <https://www.atlasfunds.com.pk/investor-help-desk/>. In case your complaint has not been properly redressed by us, you may lodge your complaint with SECP at the link <https://sdms.secp.gov.pk/>. However, please note that SECP will entertain only those complaints which were at first directly requested to be redressed by the Company and the Company has failed to redress the same. Further, the complaints that are not relevant to SECP's regulatory domain/competence shall not be entertained by the SECP.

DISCLAIMER: This publication is for informational purposes only and nothing herein should be construed as a solicitation, recommendation or an offer to buy or sell any fund. All investments in mutual fund are subject to market risks. Past performance is not necessarily indicative of the future results. Please read the Offering Document to understand the investment policies and the risks involved. Use of the Name and Logo of "Atlas Group" as given above does not mean that it is responsible for the liabilities / obligations of Atlas Asset Management Limited or any investment scheme managed by it.



BE AWARE, BE SECURE

01.



Use Strong
Password

02.



Do not share
password

03.



Change password
frequently

04.



Always look out for minor
changes such as change
in logos, design of login
screen and email addresses

05.



Never click on URL/links
from unknown sources via
email, SMS, instant or social
media messaging

06.



Do not share your
personal information

No Cash Accepted

Payment to be made in the name of CDC - TRUSTEE [NAME OF FUND / PLAN]



021-111-688-825



cs@atlasfunds.com.pk



www.atlasfunds.com.pk

Disclaimer: All investments in mutual fund are subject to market risks. The investors are advised in their own interest to carefully read the contents of Offering Document in particular of the Investment Policies mentioned in clause 2, Risk Factors mentioned in clause 2.13 and Warnings in clause 9 before making any investment decision.

Use of the Name and Logo of "Atlas Group" as given above does not mean that it is responsible for the liabilities / obligations of Atlas Asset Management Limited or any investment scheme managed by it.



**Head Office- Karachi**

Ground Floor,
Federation House,
Sharaf Firdousi, Clifton,
Karachi-75600.
Ph: (92-21) 35379501- 04
Fax: (92-21) 35379280

Savings Center- Karachi

Ground Floor, Faiyaz Center,
Shahra-e-Faisal
(opp. FTC Building),
Karachi-74400.
Ph: (92-21) 34522601-02,
(92-21) 34522604, 34522608
Fax: (92-21) 34522603

N. Nazimabad Savings Center- Karachi

Ground Floor, Symbol Building,
Block - L, North Nazimabad,
Karachi-74600.
Ph: (92-21) 36670214-16,
(92-21) 36721661-62

SITE Office- Karachi

C/o. Atlas Honda Limited,
F/36, Estate Avenue,
S.I.T.E.,
Karachi.

Landhi Office- Karachi

C/o. Atlas Engineering Limited
15th Mile,
National Highway,
Landhi, Karachi.
Ph: (92-21) 35015525 Ext: 361

Savings Center - Lahore

64, Block -XX,
Khayaban-e-Iqbal,
Phase-III, DHA Lahore.
Ph: (92-42) 32560890-92
(92-42) 37132688-89

Rawalpindi Office

C/o. Atlas Honda Ltd.
Ground Floor,
Islamabad Corporate Center,
Golra Road, Rawalpindi.
Ph: (92-51) 2801140
Fax: (92-51) 5495928

Savings Center- Islamabad

Ground Floor, East End Plaza,
Plot No. 41, Sector F-6/G6,
Ataturk Avenue,
Blue Area, Islamabad.
Ph: (92-51) 2871831-34

www.atlasfunds.com.pk | cs@atlasfunds.com.pk | 021-111-MUTUAL (688-825)

facebook.com/atlasfunds twitter.com/FundsAtlas linkedin.com/company/aaml

DISCLAIMER:

This publication is for information purposes only and nothing herein should be construed as a solicitation, recommendation or an offer to buy or sell any product. The contents in this publication are of a general nature only and have not been prepared to take into account any particular investor's financial circumstances or particular needs. The information and assumptions in the publication are provided in good faith for investors and their advisers. The contents are not to be relied upon as a substitute for financial or other professional advice such advice should be sought before making any financial or investment decision. While the sources for the material are considered reliable, the correctness of information in this newsletter cannot be guaranteed and responsibility is not accepted for any inaccuracies, errors or omissions or for any losses or gains arising upon actions, opinions and views created by this publication.

All investments in mutual funds and pension funds are subject to market risks. The NAV based prices of units and any dividends/returns thereon are dependent on forces and factors affecting the capital markets. These may go up or down based on market conditions, Past performance is not necessarily indicative of future please read the "Risk" & "Disclaimer" clauses of the respective funds' offering document and consult your investment legal advisor for understanding the investment policies and risks involved.

Use of the Name and Logo of "Atlas Group" as given above does not mean that it is responsible for the liabilities / obligations of Atlas Asset Management Limited or any investment scheme managed by it.